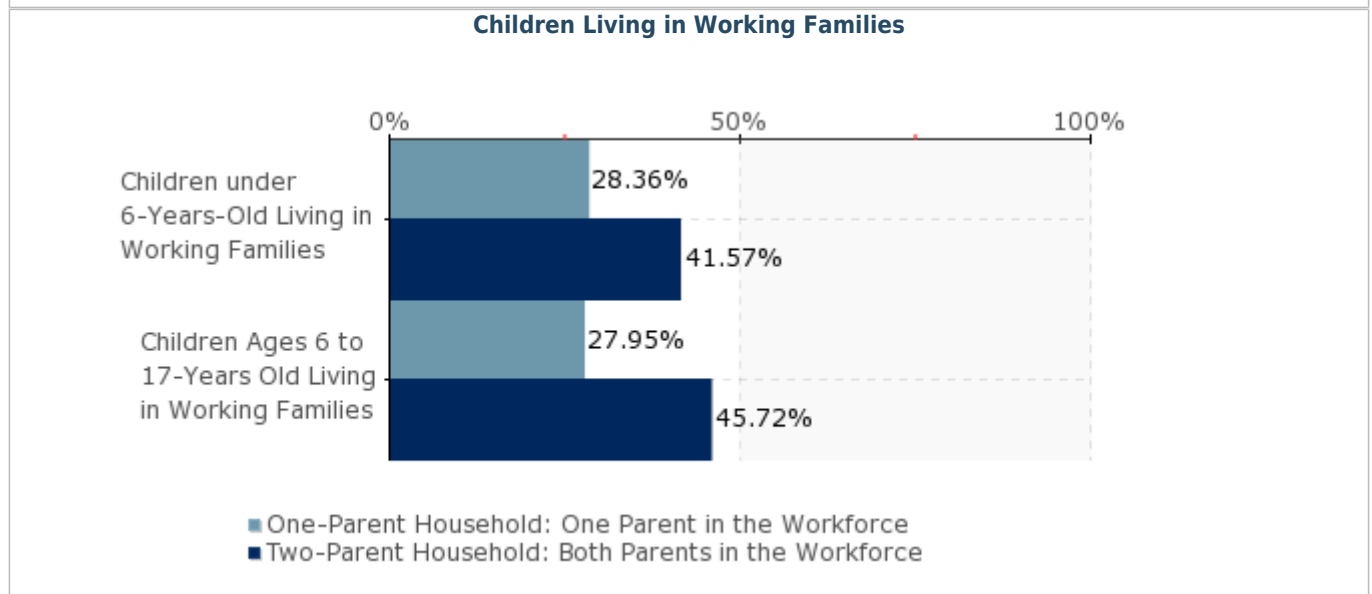
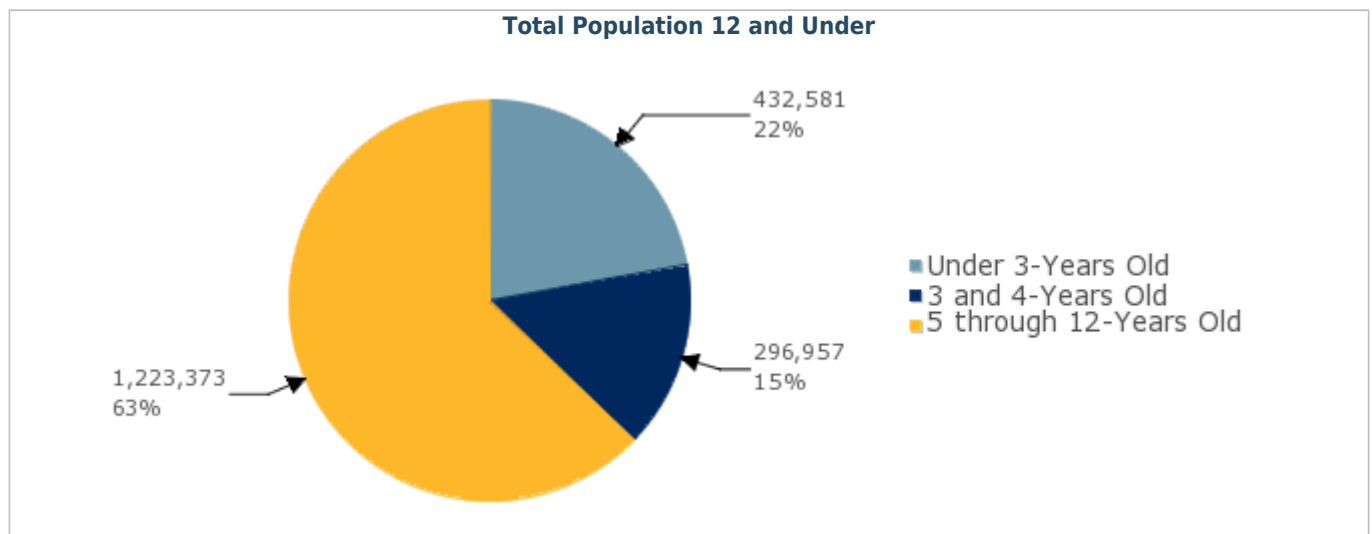


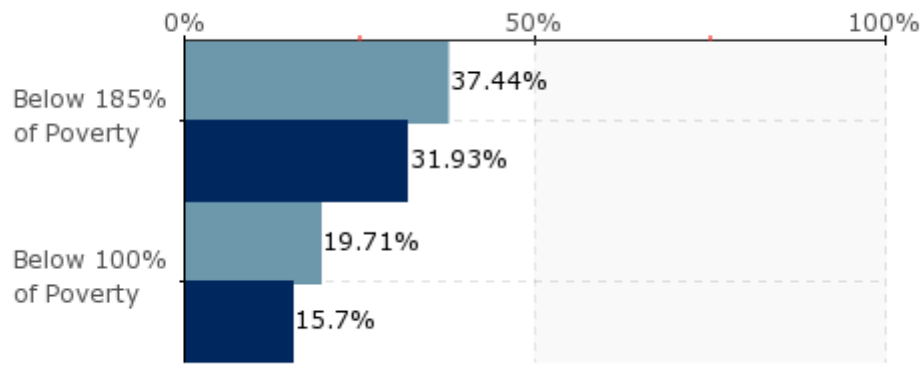


STATE/TERRITORY PROFILE - PENNSYLVANIA

This profile highlights a current innovative effort to promote a subsidy system that is child-focused, family friendly, and fair to providers. It also provides demographic information, Early Care and Education (ECE) program participation and funding, subsidy innovation and program integrity information, program quality improvement activities, and professional development and workforce initiatives. Sources and links are provided at the end of the document

DEMOGRAPHICS



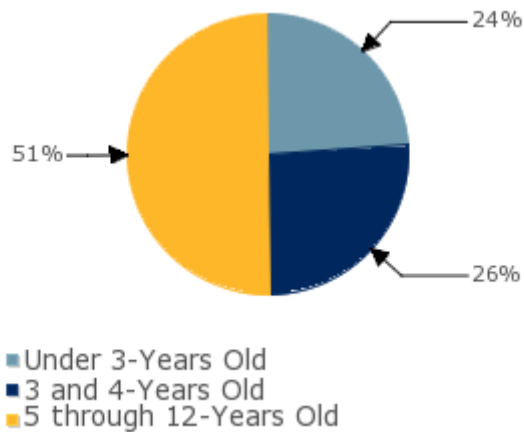


	Below 100% of Poverty	Below 185% of Poverty
■ Under 6-Years Old	19.71%	37.44%
■ 6 to 17-Years Old	15.7%	31.93%

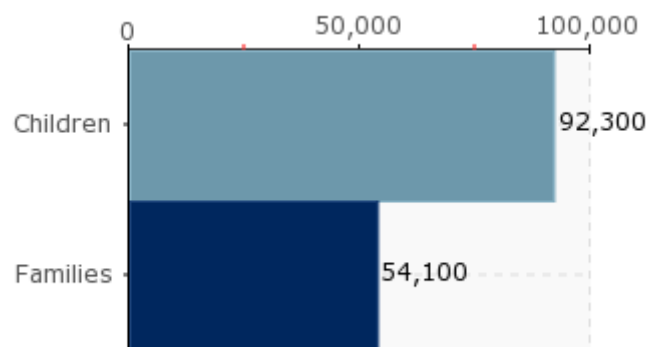
ECE PROGRAM PARTICIPATION AND FUNDING

Percentage and Number of Children/Families Served

CCDF Average Monthly Percentage of Children in Care By Age Group

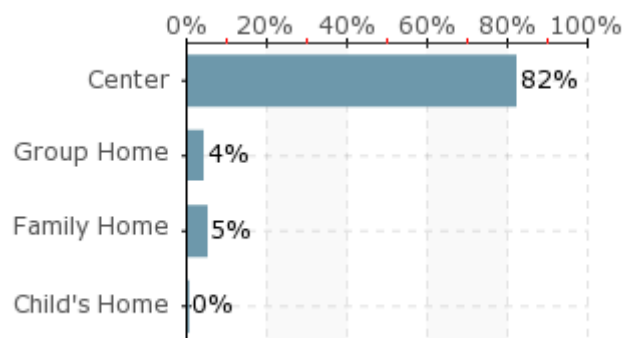


CCDF Average Monthly Number of Children and Families Served

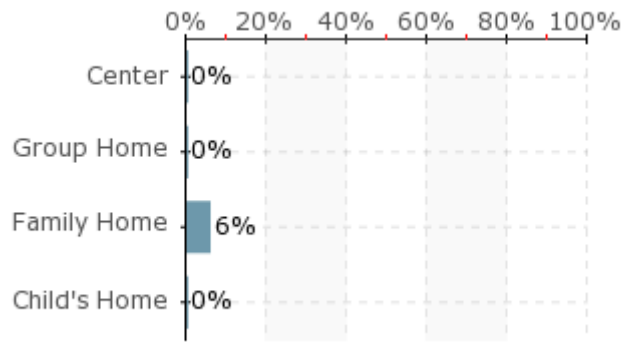


Average Monthly Percentages of Children Served in All Types of Care

Licensed Providers



Non-Licensed Providers



Note: Unregulated provider data includes relative and non-relative care.

Child Care and Development Fund (CCDF)

• Total CCDF Expenditure (Including Quality):	\$471,957,990
• CCDF Federal Expenditure:	\$368,375,418
• CCDF State/Territory Expenditure:	\$103,582,572

CCDF Quality Expenditures

• Total Quality Expenditure:	\$49,088,193
• Quality Activities (Set Aside Funds):	\$39,769,717
• Infant and Toddler (Targeted Funds):	\$3,687,263
• Quality Expansion Funds (Targeted Funds):	\$4,371,213
• School-Age/Resource and Referral (Targeted Funds):	\$1,260,000

Temporary Assistance for Needy Families (TANF) for Child Care

• TANF - Total Child Care Expenditure:	\$252,961,001
• TANF - Direct Expenditure on Child Care:	\$68,819,001
• TANF - Transfer to CCDF:	\$184,142,000

ChildCare Tax Credits

• Tax Credit Federal Total Amount Claimed:	\$13,357,100
• Tax Credit Federal Number of Claims:	240,440
• State/Territory Tax Credit Available - 2015:	No
• State/Territory Tax Credit Refundable:	No

Child and Adult Care Food Program (CACFP)

• CACFP Funding:	\$127,553,080
------------------	---------------

• Number of Family Child Care Homes Participating:	1,312
• Number of Child Care Centers (includes Head Start Programs) Participating:	3,513

Head Start

• Head Start Federal Allocation:	\$244,431,164
• Head Start State/Territory Allocation:	53621000
• Number of Children Participating:	29,703

IDEA Part B, Section 619

• IDEA Part B Funding:	\$13,959,456
• Number of Children Served (Ages 3- through 5-Years-Old):	36,340

IDEA Part C

• IDEA Part C Funding:	\$15,806,319
• Number of Children Served (Ages Birth through 2-Years-Old):	21,079

Pre-kindergarten

• Pre-kindergarten Total Expenditure:	\$240,085,217
• Enrollment (4-year-olds and under):	29,710

Note: Total Expenditure includes all State/Territory, Local, and Federal dollars. In addition to 3 and 4-year-olds, some Pre-kindergarten programs enroll children of other ages.

CCDF SUBSIDY PROGRAM ADMINISTRATION

Income Eligibility Limit as a Percent of State Median Income (SMI)

Family Size	100% of SMI (Monthly)	85% of SMI (Monthly)	Lower Than 85% of SMI, If Used to Limit Eligibility	
			Amount (Monthly)	Percent of SMI
Three	\$5,500.00	\$4,675.00	\$3,255	59%
SMI Year and Source:				

Waiting Lists

- The Lead Agency has an active waiting list for only certain eligible families.

Re-determination Period

- The re-determination period is 6 months.

Coordinates or Aligns Re-determination Periods With Which Programs

- Yes

Prioritize Services for Eligible Children and Families

- Children with special needs receive the same priority as other CCDF-eligible families. Children receiving or within 90 days of transitioning off preventive or protective care receive guaranteed eligibility. For children with special needs, providers receive payment at their functional age instead of their chronological age.
- Children in families with very low incomes receive priority over other CCDF-eligibility families. 0

Use of Grants and Contracts

No grant or contracts used

Payment Rates for Licensed Child Care Services -

Age	Center	Family Child Care
Infant	41.65/day	33.65/day
Toddler	35.65/day	29.65/day
Preschool	32.65/day	27.85/day
School Age	27.05/day	25.65/day

Effective date of payment rates:

Age	Center	Family Child Care
-----	--------	-------------------

Market Rate Survey (MRS) Date: May 1, 2012
Payment rate ceiling in relations to the most current MRS for all rate areas and age categories: Center 2nd-32nd percentile; FCC 6th-22nd percentile

Differential Rates

Differential rates are used for the following types of care:

- higher quality care

Sliding Fee Scale and Family Contribution

Minimum Family Contribution	Maximum Family Contribution for First Child	Maximum Family Contribution for Multiple Children	Sliding Fee Scale Effective Date
\$5.00/week	\$95.00/week	\$272.00/week	

Family Contribution Waiver

SOME families ARE NOT required to pay a fee.

HEALTH AND SAFETY

Number of Licensed Programs and Licensed Capacity

Type	Number of Licensed Programs	Licensed Capacity
Child Care Centers	4,675	329849
Family Child Care Homes	2,696	16200
Group Family Child Care Homes	805	9660

Definition of Licensed Group and Family Child Care Homes

Group Child Care Homes: Number of children allowed*	7-12 (plus 3 SAC)
Family Child Care Homes: Number of children allowed	4-6
*Lower number is the threshold for licensing. Home-based providers caring for fewer children would be exempt from licensing.	

Child-Staff Ratios and Group Size by Age of Children for Child Care Centers

Age of Children	Child-Staff Ratio	Group Size
Infant (11 months)	4:1	8
Toddler (35 months)	6:1	12
Preschool (59months)	10:1	20
School-age (6 years)	12:1	24
School-age (10 years and older)	15:1	30

Criminal Background Checks Required by Type of Program

Type	Child Care Centers	Group Child Care Homes	Family Child Care Homes
Criminal History Records	Yes	Yes	Yes
Child Abuse and Neglect Registry	Yes	Yes	Yes
Fingerprints	Yes	Yes	Yes
Sex Offender Registry	No	No	No
Signed Statement About Criminal Status	Yes	No	Yes

Minimum Preservice Qualifications and Ongoing Training Requirements

Role	Minimum Preservice Qualifications	Ongoing Training Hours
Center Teacher	High school diploma or equivalent and 2 years of experience	6
Center Director	Associate's degree with 30 credits in ECE, child development, special education, elementary education, or the human services field, and 4 years of experience	6
Family Child Care Home Provider	None	12 over 2 years
Group Child Care Home Provider	High school diploma and 2 years of experience working with children	6

Types of Routine Visits Conducted

Type	Announced	Unannounced	Frequency of Routine Visits
Child Care Centers	No	Yes	Once a year
Family Child Care Home Provider	Facility not inspected	Facility not inspected	Facility not inspected
Group Child Care Home Provider	No	Yes	Once a year

QUALITY IMPROVEMENT

Program Standards

- Standards have provisions about the care of the following groups of children:
 - Infants and toddlers
 - School-age children
 - Children with special needs

Supports to Programs to Improve Quality

• TA is available for attaining and maintaining licensing compliance	Yes
• TA is available for attaining and maintaining quality standards beyond licensing	Yes
• TA is available for attaining and maintaining accreditation	No
• TA is linked to entering the QRIS or targeted to help programs move in QRIS	Yes

Financial Incentives and Supports for Programs

• Grants to meet or maintain licensing	No
• Grants to meet QRIS or similar quality levels	Yes
• One-time awards or bonuses on completion of quality standard attainment	Yes
• Tiered reimbursement tied to quality for children receiving subsidy	Yes
• On-going, periodic grants or stipends tied to improving/maintaining quality	Yes
• Tax credits tied to meeting program quality standards	No

Quality Assurance and Monitoring

• Environment Rating Scale (e.g., ECERS, ITERS, SACERS, FDCRS)	Yes
• Classroom Assessment Scoring System (CLASS)	Yes
• Program Assessment Scales (PAS) for child care centers or Business Administration Scale (BAS) for family child care homes	Yes
• State/Territory uses customized instrument, including submission of written documentation, developed for the quality improvement system	No

Outreach and Consumer Education

• State/Territory uses symbols or simple icons to communicate levels of quality for child care programs	Yes
• State/Territory uses this information for resource and referral and consumer education services with parents who are seeking care	Yes

• State/Territory uses this information to educate parents who are enrolling in the subsidy system	Yes
• State/Territory uses this information in a searchable database on the web	Yes
• State/Territory promotes voluntarily posting symbols or icons visibly in programs	Yes
• State/Territory mandates posting symbols or icons visibly in programs	Yes
• State/Territory uses this information in marketing and public awareness campaigns	No
• State/Territory uses the media to reach public to parents and the communicate about levels of quality for child care programs	Yes

Quality Rating and Improvement System (QRIS)

• State/Territory has a QRIS or similar quality improvement system that includes linked activities in all five elements	
◦ Operating state/territory-wide	Yes
◦ Operating as a pilot or in a few localities	No
• State/Territory is in the development phase of a QRIS or similar quality improvement system	No
• State/Territory has no plans for the development of a QRIS or similar quality improvement system	No
<ul style="list-style-type: none"> • Types of providers eligible to participate in QRIS: <ul style="list-style-type: none"> ◦ Child care centers ◦ Group child care homes ◦ Family child care homes ◦ License-exempt providers ◦ Early Head Start programs ◦ Head Start programs ◦ School-age programs 	

EARLY LEARNING STANDARDS

ELGs Developed by Age Group
<ul style="list-style-type: none"> • Birth to 3 years • 3 to 5 years • 5 years and older
Incorporation of Early Learning Guidelines into Child Care Systems
<ul style="list-style-type: none"> • Incorporation of Early Learning Guidelines into Child Care Systems: <ul style="list-style-type: none"> ◦ To define the content of training required for the career lattice or professional credential ◦ To require programs in licensing standards to develop curriculum/learning activities based on the voluntary ELGs ◦ To require programs in quality improvement standards to develop curriculum/learning activities based on the voluntary ELGs ◦ To develop State/Territory -approved curricula
A table of Alignment of Early Learning Guidelines with Other Early Care and Education Systems
<ul style="list-style-type: none"> • The State/Territory aligns its early learning guidelines with other parts of the child care system: <ul style="list-style-type: none"> ◦ Cross-walked to align with Head Start Child Development and Early Learning Framework ◦ Cross-walked to align with K-12 content standards

COORDINATION

Coordination and Partnership Efforts to Support the Implementation of CCDF

• Formal early childhood and/or school-age coordination plans	Yes
• Designated entity responsible for coordination- state/territory-wide early childhood and/or school-age cabinet/advisory council/task force/ commission	No
• Designated entity responsible for coordination- state advisory council	Yes
• Designated entity responsible for coordination- local coordination/council	No

FOOTNOTES

Source Footnotes:

- Demographics - Total Population 12 and Under
 - U.S. Census Bureau. (n.d.). In American Community Survey, 2010. QT-P2 Single Years of Age and Sex. Retrieved from American FactFinder:
http://factfinder2.census.gov/faces/tableservices/jsf/pages/productview.xhtml?pid=DEC_10_SF1_QTP2&prodType=table
- Demographics - Poverty Statistics
 - U.S. Census Bureau. (2018). In American Community Survey 1-Year Estimates, 2017. B17024: Age By Ratio Of Income To Poverty Level In The Past 12 Months - Universe: Population for whom poverty status is determined.
http://factfinder.census.gov/faces/tableservices/jsf/pages/productview.xhtml?pid=ACS_15_1YR_B17024&prodType=table
- Demographics - Children Living in Working Families
 - U.S. Census Bureau. (2018). In American Community Survey 1-Year Estimates, 2017. C23008 Age of own Children under 18 Years in Families and Subfamilies by Living Arrangements by Employment Status of Parents: Universe: Own children under 18 years in families and subfamilies.
http://factfinder.census.gov/faces/tableservices/jsf/pages/productview.xhtml?pid=ACS_15_1YR_C23008&prodType=table
- ECE Program Participation - CCDF Average Monthly Percentage of Children In Care
 - U.S. Department of Health and Human Services, Office of Child Care. (2018). FFY 2016 CCDF data tables [Preliminary estimates]. Table 9 Average Monthly Percentages of Children In Care By Age Group
<http://www.acf.hhs.gov/occ/resource/fy-2016-preliminary-data-table-9>
- ECE Program Participation - CCDF Average Monthly Number of Children and Families Served
 - U.S. Department of Health and Human Services, Office of Child Care. (2018). FFY 2016 CCDF data tables [Preliminary estimates]. Table 1 Average Monthly Adjusted Number of Families and Children Served.
<http://www.acf.hhs.gov/occ/resource/fy-2016-preliminary-data-table-1>
- ECE Program Participation - CCDF Average Monthly Percentages of Children Served in All Types of Care
 - U.S. Department of Health and Human Services, Office of Child Care. (2018). FFY 2016 CCDF data tables [Preliminary estimates]. Table 6 Average Monthly Percentages of Children Served in All Types of Care.
<http://www.acf.hhs.gov/occ/resource/fy-2016-preliminary-data-table-6>

- ECE Program Participation - Child and Adult Care Food Program (CACFP) Participation

- Food Research and Action Center. (2019). State of the States: Child and Adult Care Food Program (CACFP) in FY 2018. http://www.frac.org/maps/sos/tables/sos_tab_cacfp.html
- ECE Program Participation - Head Start Participation
 - National Institute for Early Education Research. (2019). The 2018 state of preschool yearbook. <http://nieer.org/yearbook/>
- ECE Program Participation - Pre-kindergarten Participation
 - National Institute for Early Education Research. (2018). The 2017 state of preschool yearbook. <http://nieer.org/state-preschool-yearbooks/yearbook2017>
- ECE Program Participation - IDEA Part C Participation
 - IDEA Data Accountability Center. (2018). Table C1-1: Number of infants and toddlers ages birth through 2 and 3 and older, and percentage of population, receiving early intervention services under IDEA, Part C, by age and state: 2016. <https://www2.ed.gov/programs/osepidea/618-data/state-level-data-files/index.html#cccs>
- ECE Program Participation - IDEA Part B, Section 619 Participation
 - IDEA Data Accountability Center. (2018). Table B1-1: Number of infants and toddlers ages birth through 2 and 3 and older, and percentage of population, receiving early intervention services under IDEA, Part B, by age and state: 2016. <https://www2.ed.gov/programs/osepidea/618-data/state-level-data-files/index.html#bccee>
- ECE Funding - Child Care and Development Fund (CCDF)
 - U.S. Department of Health and Human Services, Office of Child Care. (2018). Program Data and Statistics- Child Care and Development Fund Expenditure Data: 2016 CCDF Expenditure Data. Table 4a: All expenditures by State- Categorical Summary. <http://www.acf.hhs.gov/programs/occ/resource/fy-2016-ccdf-table-4a>
U.S. Department of Health and Human Services, Administration for Children and Families, Office of Child Care. (2018). Fiscal Year FY 2016 CCDF Table 3a - All Expenditures by State Detailed Summary: State and Federal Expenditures Including MOE. <http://www.acf.hhs.gov/programs/occ/resource/fy-2016-ccdf-table-3a>
- ECE Funding - Temporary Assistance for Needy Families (TANF)
 - U.S. Department of Health and Human Services, Administration for Children and Families, Office of Family Assistance. (2018). Fiscal Year 2017 TANF Financial Data. <http://www.acf.hhs.gov/programs/ofa/resource/tanf-financial-data-fy-2017>
- ECE Funding - Child and Adult Care Food Program (CACFP) Funding
 - Food Research and Action Center. (2019). State of the States: Child and Adult Care Food Program (CACFP) in FY 2018. http://www.frac.org/maps/sos/tables/sos_tab_cacfp.html
- ECE Funding - Head Start Funding
 - National Institute for Early Education Research. (2019). The 2018 state of preschool yearbook. <http://nieer.org/yearbook/>
- ECE Funding - Pre-kindergarten Funding
 - National Institute for Early Education Research. (2018). The 2017 state of preschool yearbook. <http://nieer.org/state-preschool-yearbooks/yearbook2017>
- ECE Funding - IDEA Part C Funding
 - U.S. Department of Education. (2018). Fiscal Years 2017-2019 State Tables for the U.S. Department of Education. <https://www2.ed.gov/about/overview/budget/statetables/index.html>
- ECE Funding - IDEA Part B Section 619 Funding
 - U.S. Department of Education. (2018). Fiscal Years 2017-2019 State Tables for the U.S. Department of Education. <https://www2.ed.gov/about/overview/budget/statetables/index.html>
- CCDF Subsidy Innovation and Program Integrity - Certificates, Grants and Contracts for Child Care Services
 - Information collected by the Child Care State Systems Specialist Network from FY2014-2015 State Plan, initial

State Capacity Building Center, A Service of the Office of Child Care
submission effective date October, 1, 2013.

- CCDF Subsidy Innovation and Program Integrity - Additional Eligibility Policies
 - Information collected by the Child Care State Systems Specialist Network from FY2014-2015 State Plan, initial submission effective date October, 1, 2013.
- CCDF Subsidy Innovation and Program Integrity - Prioritizing Services for Eligible Children and Families
 - Information collected by the Child Care State Systems Specialist Network from FY2014-2015 State Plan, initial submission effective date October, 1, 2013.
- CCDF Subsidy Innovation and Program Integrity - Sliding Fee Scale and Family Contribution
 - Information collected by the Child Care State Systems Specialist Network from FY2014-2015 State Plan, initial submission effective date October, 1, 2013.
- CCDF Subsidy Innovation and Program Integrity - Payment Rates for Child Care Services
 - Information collected by the Child Care State Systems Specialist Network from FY2014-2015 State Plan, initial submission effective date October, 1, 2013.
- Health and Safety - Licensing
 - National Center for Child Care Quality Improvement analysis of the 2014 National Association for Regulatory Administration Licensing Programs and Policies Survey (Unpublished).
 - Analysis of 2014 State child care licensing regulations by the National Center on Child Care Quality Improvement (Unpublished).
 - National Center on Early Childhood Quality Assurance (2015). Research Brief #1: Trends in Child Care Center Licensing Regulations and Policies for 2014.
<https://childcareta.acf.hhs.gov/resource/research-brief-1-trends-child-care-center-licensing-regulations-and-policies-2014>
 - National Center on Early Childhood Quality Assurance (2015). Research Brief #2: Trends in Family Child Care Home Licensing Regulations and Policies for 2014.
<https://childcareta.acf.hhs.gov/resource/research-brief-2-trends-family-child-care-home-licensing-regulations-and-policies-2014> .
 - National Center on Early Childhood Quality Assurance (2015). Research Brief #3: Trends in Group Child Care Home Licensing Regulations and Policies for 2014.
<https://childcareta.acf.hhs.gov/resource/research-brief-3-trends-group-child-care-home-licensing-regulations-and-policies-2014>
- Quality Improvements - Program Standards
 - Information collected by the Child Care State Systems Specialist Network from FY2014-2015 State Plan, initial submission effective date October, 1, 2013.
- Quality Improvements - Supports to Programs to Improve Quality
 - Information collected by the Child Care State Systems Specialist Network from FY2014-2015 State Plan, initial submission effective date October, 1, 2013.
- Quality Improvements - Quality Assurance and Monitoring
 - Information collected by the Child Care State Systems Specialist Network from FY2014-2015 State Plan, initial submission effective date October, 1, 2013.
- Quality Improvements - Quality Rating and Improvement System (QRIS)
 - Information collected by the Child Care State Systems Specialist Network from FY2014-2015 State Plan, initial submission effective date October, 1, 2013.
- Early Learning Standards - Establishing Voluntary Early Learning Guidelines (ELGs)
 - Information collected by the Child Care State Systems Specialist Network from FY2014-2015 State Plan, initial

State Capacity Building Center, A Service of the Office of Child Care
submission effective date October, 1, 2013.

- PD Workforce - Career Pathways
 - Information collected by the Child Care State Systems Specialist Network from FY2014-2015 State Plan, initial submission effective date October, 1, 2013.
- PD Workforce - Professional Development Capacity
 - Information collected by the Child Care State Systems Specialist Network from FY2014-2015 State Plan, initial submission effective date October, 1, 2013.
Council for Professional Recognition. (n.d.). National Directory of Early Childhood Educator Preparation Institutions. <http://www.cdacouncil.org/resource-center/national-training-directory>
- PD Workforce - Access to Professional Development
 - Information collected by the Child Care State Systems Specialist Network from FY2014-2015 State Plan, initial submission effective date October, 1, 2013.
- PD Workforce - Compensation, Benefits, and Workforce Conditions
 - Information collected by the Child Care State Systems Specialist Network from FY2014-2015 State Plan, initial submission effective date October, 1, 2013.
- PD Workforce - Data and Performance Measures
 - Information collected by the Child Care State Systems Specialist Network from FY2014-2015 State Plan, initial submission effective date October, 1, 2013.
- ECE Coordination - Coordination
 - Information collected by the Child Care State Systems Specialist Network from FY2014-2015 State Plan, initial submission effective date October, 1, 2013.

State Capacity Building Center, A Service of the Office of Child Care
9300 Lee Highway, Fairfax VA, 22031 | Phone: 877-296-2401 | Email: CapacityBuildingCenter@ecetta.info