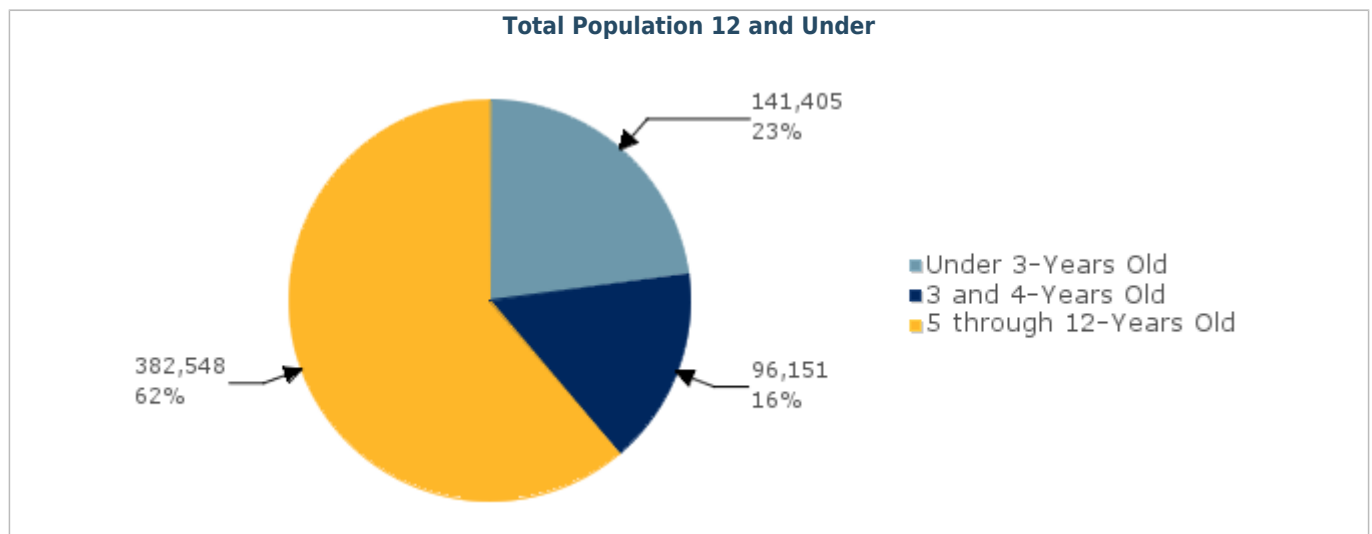




## STATE/TERRITORY PROFILE - OREGON

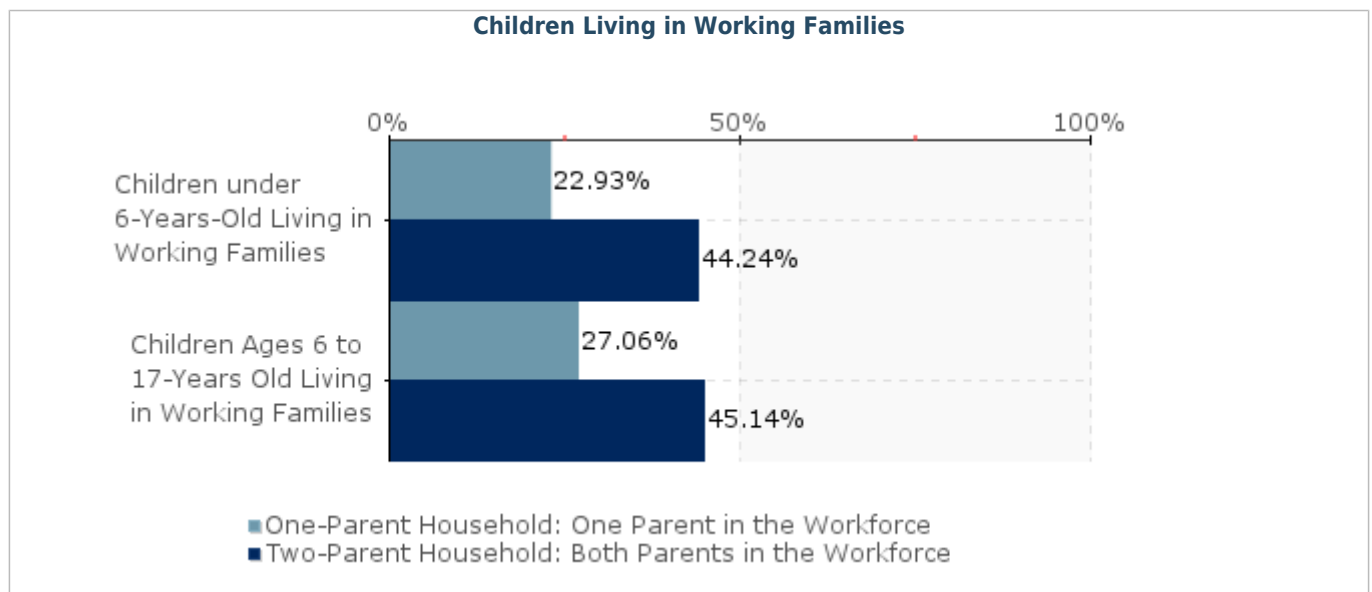
This profile highlights a current innovative effort to promote a subsidy system that is child-focused, family friendly, and fair to providers. It also provides demographic information, Early Care and Education (ECE) program participation and funding, subsidy innovation and program integrity information, program quality improvement activities, and professional development and workforce initiatives. Sources and links are provided at the end of the document

### DEMOGRAPHICS



Source(s): U.S. Census Bureau. (n.d.). In American Community Survey, 2010. QT-P2 Single Years of Age and Sex. Retrieved from American FactFinder:

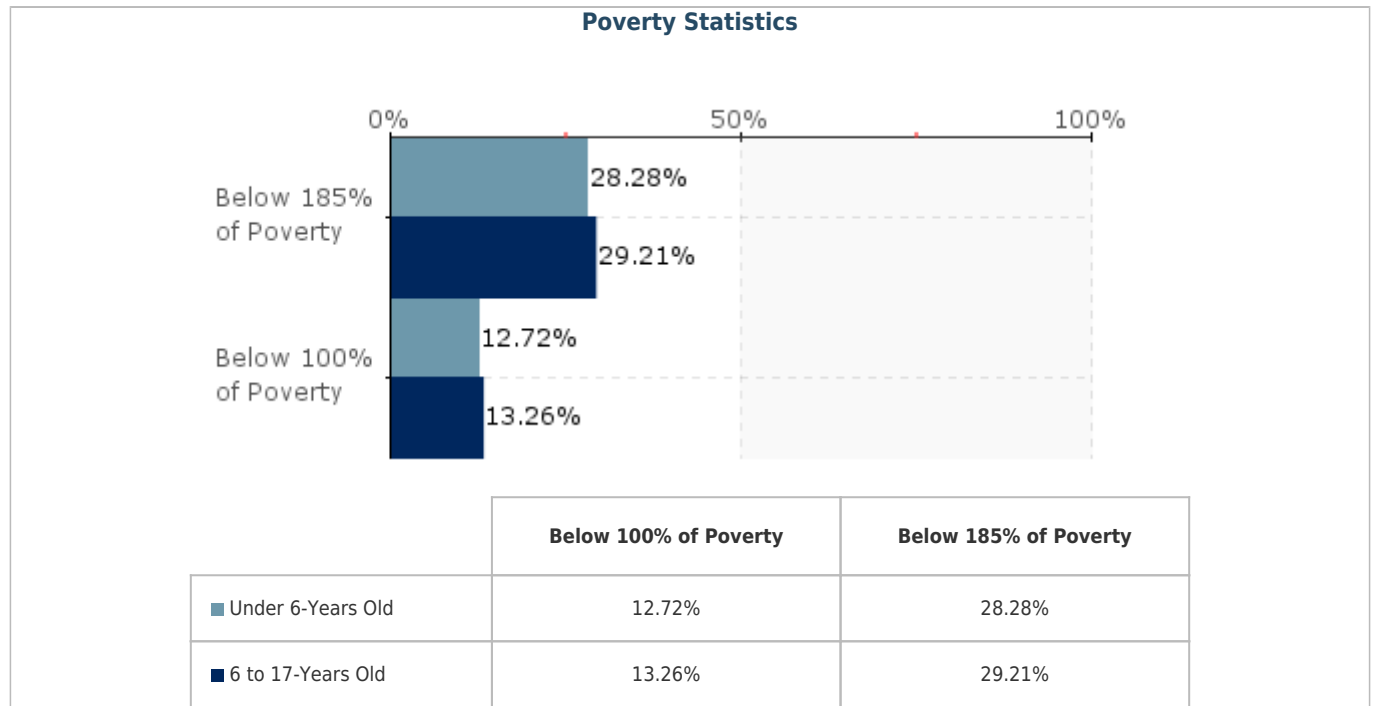
[http://factfinder2.census.gov/faces/tableservices/jsf/pages/productview.xhtml?pid=DEC\\_10\\_SF1\\_QTP2&prodType=table](http://factfinder2.census.gov/faces/tableservices/jsf/pages/productview.xhtml?pid=DEC_10_SF1_QTP2&prodType=table)



Source(s): U.S. Census Bureau. (2020). In American Community Survey 1-Year Estimates, 2019. B17024: Age By Ratio Of Income To Poverty Level In The Past 12 Months - Universe: Population for whom poverty status is determined.

<https://data.census.gov/cedsci/table?q=B17024&g=0100000US.04000.001&hidePreview=true&table=B17024&tid>

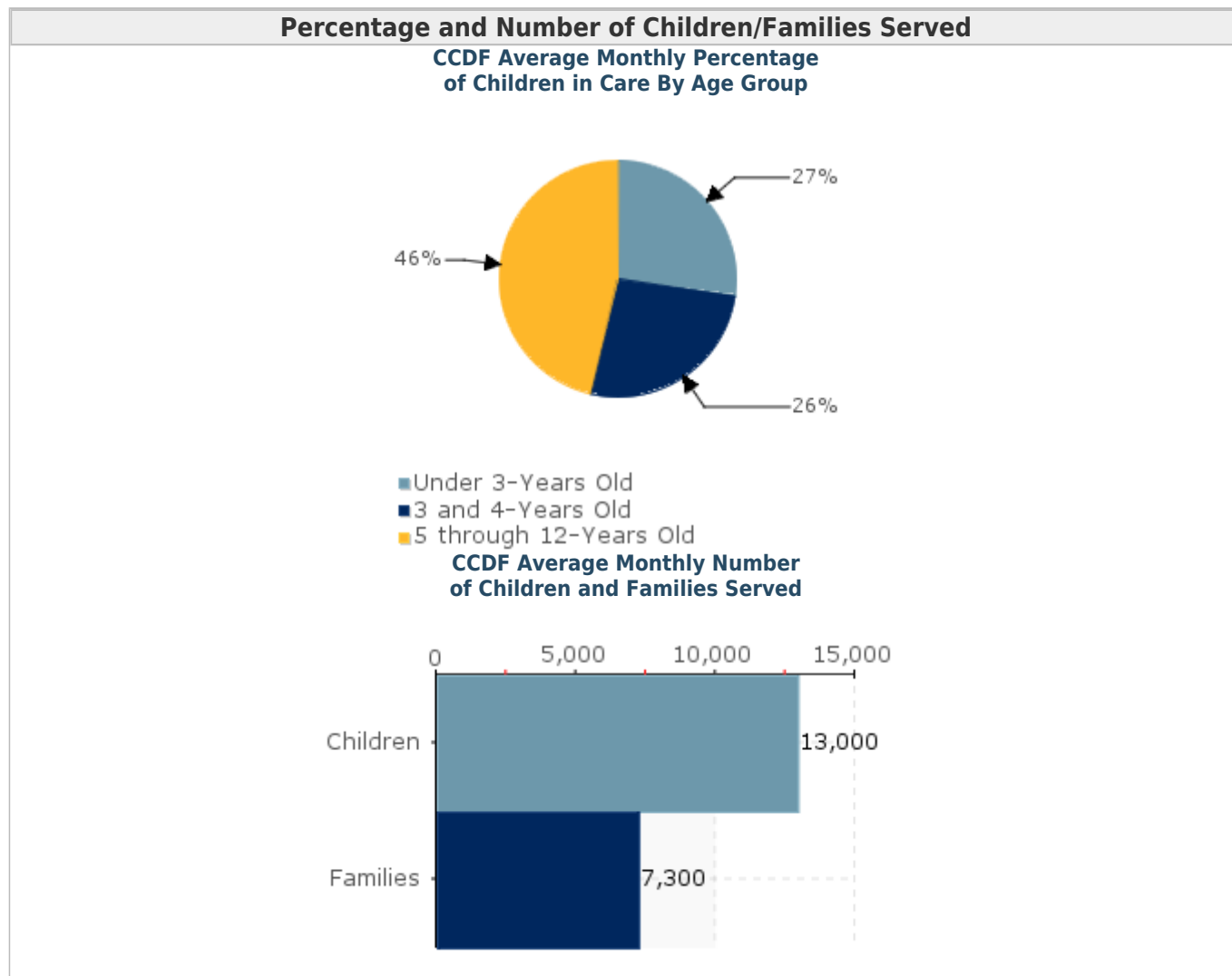
=ACSDT1Y2019.B17024&lastDisplayedRow=17&vintage=2019&mode=&y=2019



Source(s): U.S. Census Bureau. (2020). In American Community Survey 1-Year Estimates, 2019. C23008 Age of own Children under 18 Years in Families and Subfamilies by Living Arrangements by Employment Status of Parents: Universe: Own children under 18 years in families and subfamilies.

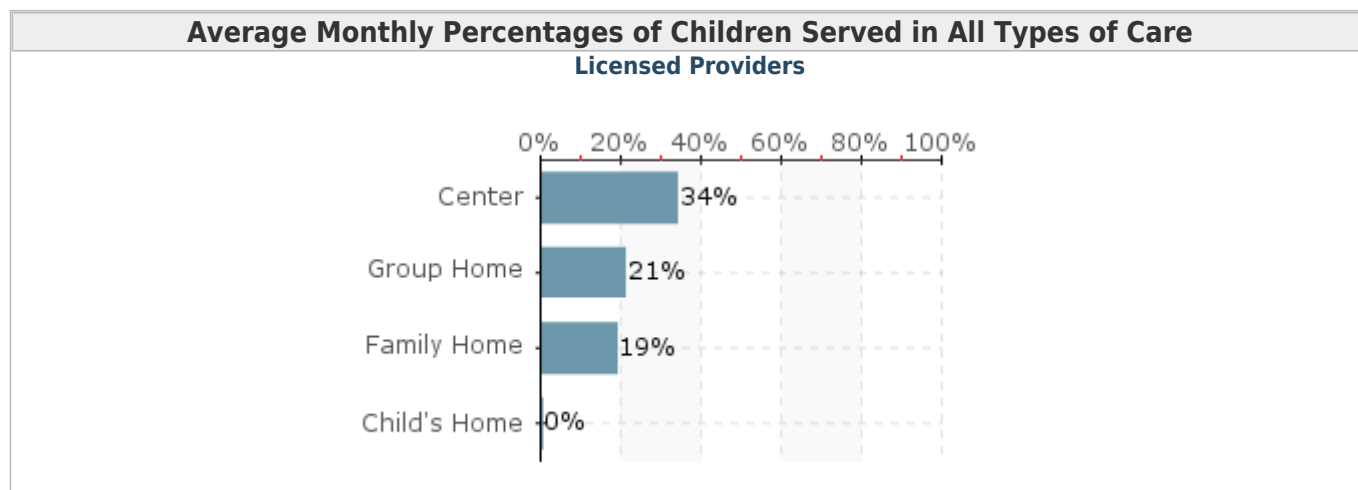
<https://data.census.gov/cedsci/table?q=C23008&g=&hidePreview=false&table=C23008&tid=ACSDT1Y2019.C23008&lastDisplayedRow=17&vintage=2019>

## ECE PROGRAM PARTICIPATION AND FUNDING

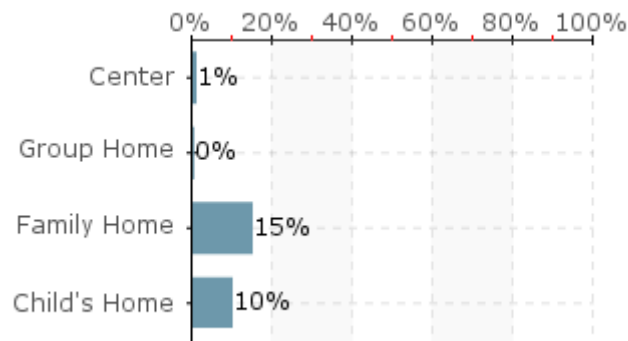


Source(s): U.S. Department of Health and Human Services, Office of Child Care. (2020). FFY 2019 CCDF data tables [Preliminary estimates]. Table 9 Average Monthly Percentages of Children In Care By Age Group <https://www.acf.hhs.gov/occ/data/fy-2019-preliminary-data-table-9>

1. U.S. Department of Health and Human Services, Office of Child Care. (2020). FFY 2019 CCDF data tables [Preliminary estimates]. Table 1 Average Monthly Adjusted Number of Families and Children Served. <https://www.acf.hhs.gov/occ/data/fy-2019-preliminary-data-table-1>



### Non-Licensed Providers



**Note:** Unregulated provider data includes relative and non-relative care.

*Source(s):* U.S. Department of Health and Human Services, Office of Child Care. (2020). FFY 2019 CCDF data tables [Preliminary estimates]. Table 6 Average Monthly  
<https://www.acf.hhs.gov/occ/data/fy-2019-preliminary-data-table-6>

#### Child Care and Development Fund (CCDF)

◦ Total CCDF Expenditure (Including Quality):	\$104,404,772
◦ CCDF Federal Expenditure:	\$80,927,909
◦ CCDF State/Territory Expenditure:	\$23,476,863

*Source(s):* U.S. Department of Health and Human Services, Administration for Children and Families, Office of Child Care. (2021). CCDF Expenditures for FY 2019 (all appropriation years). Table 4a: All expenditures by State-Categorical Summary. <https://www.acf.hhs.gov/occ/resource/fy-2018-ccdf-table-4a>

U.S. Department of Health and Human Services, Administration for Children and Families, Office of Child Care. (2020). CCDF Expenditures for FY 2018 (all appropriation years). Table 3a - All Expenditures by State - Detailed Summary. <https://www.acf.hhs.gov/occ/resource/fy-2018-ccdf-table-3a>

#### CCDF Quality Expenditures

◦ Total Quality Expenditure:	\$20,048,484
◦ Quality Activities (Set Aside Funds):	\$20,048,484
◦ Infant and Toddler (Targeted Funds):	Not available
◦ Quality Expansion Funds (Targeted Funds):	Not available
◦ School-Age/Resource and Referral (Targeted Funds):	Not available

#### Temporary Assistance for Needy Families (TANF) for Child Care

◦ TANF - Total Child Care Expenditure:	\$5,337,463
◦ TANF - Direct Expenditure on Child Care:	\$5,337,463
◦ TANF - Transfer to CCDF:	Not available

*Source(s):* U.S. Department of Health and Human Services, Administration for Children and Families, Office of  
 OREGON | December 2021

#### ChildCare Tax Credits

◦ Tax Credit Federal Total Amount Claimed:	\$1,009,314
◦ Tax Credit Federal Number of Claims:	454,160
◦ State/Territory Tax Credit Available - 2015:	Yes
◦ State/Territory Tax Credit Refundable:	Yes

#### Child and Adult Care Food Program (CACFP)

◦ CACFP Funding:	\$31,794,966
◦ Number of Family Child Care Homes Participating:	1,616
◦ Number of Child Care Centers (includes Head Start Programs) Participating:	764

Source(s): Food Research and Action Center. (2020). State of the States: Child and Adult Care Food Program (CACFP) in FY 2019. [http://www.frac.org/maps/sos/tables/sos\\_tab\\_cacfp.html](http://www.frac.org/maps/sos/tables/sos_tab_cacfp.html)

#### Head Start

◦ Head Start Federal Allocation:	\$120,354,967
◦ Head Start State/Territory Allocation:	\$78,207,924
◦ Number of Children Participating:	14,766

Source(s): National Institute for Early Education Research. (2021). The 2020 state of preschool yearbook. <http://nieer.org/state-preschool-yearbooks/2020>

#### IDEA Part B, Section 619

◦ IDEA Part B Funding:	\$3,995,557
◦ Number of Children Served (Ages 3- through 5-Years-Old):	9,009

Source(s): U.S. Department of Education. (2021). Fiscal Years 2019-2021 State Tables for the U.S. Department of Education. <https://www2.ed.gov/about/overview/budget/statetables/index.html>

#### IDEA Part C

◦ IDEA Part C Funding:	\$5,307,480
◦ Number of Children Served (Ages Birth through 2-Years-Old):	4,338

Source(s): U.S. Department of Education. (2021). Fiscal Years 2019-2021 State Tables for the U.S. Department of Education. <https://www2.ed.gov/about/overview/budget/statetables/index.html>

#### Pre-kindergarten

◦ Pre-kindergarten Total Expenditure:	\$96,282,600
---------------------------------------	--------------

◦ Enrollment (4-year-olds and under):	9,360
---------------------------------------	-------

**Note:** Total Expenditure includes all State/Territory, Local, and Federal dollars. In addition to 3 and 4-year-olds, some Pre-kindergarten programs enroll children of other ages.

*Source(s):* National Institute for Early Education Research. (2021). The 2020 state of preschool yearbook. <https://nieer.org/state-preschool-yearbooks/yearbook2020>

## CCDF SUBSIDY PROGRAM ADMINISTRATION

### Income Eligibility at Determination

(a)	(b)	(c)	(d)	
<b>Family Size</b>	<b>100 % of SMI (\$/Month)</b>	<b>85% of SMI(\$/Month) [Multiply(a) by 0.85]</b>	<b>(IF APPLICABLE) (\$/Month) Maximum Initial or First Tier Income Limit (or Threshold) if Lower Than 85% of Current SMI</b>	<b>IF APPLICABLE) (% of SMI) [Divide(c) by (a), multiply by 100] Income Level if Lower Than 85% of Current SMI</b>
3	\$5,182.00	\$4,405.00	\$3,204.00	61.8%

Source(s): U.S. Department of Health and Human Services, Administration for Children and Families, Office of Child Care. (2019). Report 3.1.3 Family Size of 3: Eligible Children and Families - Income Eligibility at Determination. ACF-118 Data Submission Center.

### Approaches Used for Promoting Continuity of Care

◦ Coordinating with Head Start, prekindergarten, or other early learning programs to create a package of arrangements that accommodates parents' work schedules	Yes
◦ Inquiring about whether the child has an Individualized Education Program (IEP) or Individual Family Services Plan (IFSP)	Yes
◦ Establishing minimum eligibility periods greater than 12 months	Not available
◦ Using cross-enrollment or referrals to other public benefits	Yes
◦ Working with IDEA Part B, Section 619 and Part C staff to explore how services included in a child's IEP or IFSP can be supported and/or provided onsite and in collaboration with child care services	Yes
◦ Providing more intensive case management for families with children with multiple risk factors;	Not available
◦ Implementing policies and procedures that promote universal design to ensure that activities and environments are accessible to all children, including children with sensory, physical, or other disabilities	Yes
◦ Other:	Described Below
The Department of Human Services contracts with eight Head Start programs providing child care slots in high-quality care. Agency families with risk factors who receive a Temporary Assistance to Needy Families grant will be served with case management services.	

Source(s): U.S. Department of Health and Human Services, Administration for Children and Families, Office of Child Care. (2019). Reports 3.1.6 and 3.1.6-2: Eligible Children and Families - Approaches Used for Promoting Continuity of Care. ACF-118 Data Submission Center.

### Increasing Access for Vulnerable Children and Families

<b>Children with Special Needs</b>	
◦ Prioritize for enrollment	Not available
◦ Serve without placing these populations on waiting lists	Not available
◦ Waive co-payments	Not available
◦ Pay higher rates for access to higher quality care	Yes
◦ Use grants or contracts to reserve slots for priority populations	Not available
◦ Other:	Not available
Not available	
<b>Families with Very Low Incomes</b>	
◦ Prioritize for enrollment	Yes
◦ Serve without placing these populations on waiting lists	Yes
◦ Waive co-payments	Not available
◦ Pay higher rates for access to higher quality care	Not available
◦ Use grants or contracts to reserve slots for priority populations	Not available
◦ Other:	Not available
Not available	
<b>Children Experiencing Homelessness</b>	
◦ Prioritize for enrollment	Not available
◦ Serve without placing these populations on waiting lists	Not available
◦ Waive co-payments	Not available
◦ Pay higher rates for access to higher quality care	Not available
◦ Use grants or contracts to reserve slots for priority populations	Not available
◦ Other:	Described Below
Children experiencing homelessness are allowed to enroll in the subsidy program while required documentation is located.	
<b>Families Receiving TANF*</b>	



◦ Prioritize for enrollment	Not available
◦ Serve without placing these populations on waiting lists	Not available
◦ Waive co-payments	Yes
◦ Pay higher rates for access to higher quality care	Not available
◦ Use grants or contracts to reserve slots for priority populations	Not available
◦ Other:	Described Below
When the ERDC reservation list is implemented, families who meet specific requirements are able to bypass the list. Those able to bypass the reservation list include families transitioning off TANF.	

\* Includes families receiving TANF program funds, those transitioning off TANF through work activities, or those at risk of becoming dependent on TANF.

Source(s): U.S. Department of Health and Human Services, Administration for Children and Families, Office of Child Care. (2019). Reports 3.2.2a, 3.2.2b, 3.2.2c, 3.2.2d, 3.2.2a-2, 3.2.2b-2, 3.2.2c-2, and 3.2.2d-2: Increasing Access for Vulnerable Children and Families. ACF-118 Data Submission Center.

#### Use of Grants or Contracts to Increase the Supply of Specific Types of Child Care

◦ Programs to serve children with disabilities	Yes
◦ Programs to serve infants and toddlers	Yes
◦ Programs to serve school-age children	Yes
◦ Programs to serve children needing non-traditional hour care	Yes
◦ Programs to serve children experiencing homelessness	Yes
◦ Programs to serve children in underserved areas	Yes
◦ Programs that serve children with diverse linguistic or cultural backgrounds	Yes
◦ Programs that serve specific geographic areas (urban)	Yes
◦ Programs that serve specific geographic areas (rural)	Yes
◦ Other:	Not available
Not available	

#### Use of Grants or Contracts to Increase the Quality of Specific Types of Child Care

◦ Programs to serve children with disabilities	Not available
◦ Programs to serve infants and toddlers	Yes
◦ Programs to serve school-age children	Not available
◦ Programs to serve children needing non-traditional hour care	Not available

◦ Programs to serve children experiencing homelessness	Not available
◦ Programs to serve children in underserved areas	Not available
◦ Programs that serve children with diverse linguistic or cultural backgrounds	Not available
◦ Programs that serve specific geographic areas (urban)	Not available
◦ Programs that serve specific geographic areas (rural)	Not available
◦ Other:	Not available
Not available	

## Base payment rates and percentiles

Age	Center	Percentile of most recent MRS	Family Child Care	Percentile of most recent MRS
Infant	\$ 1255.00/ month	43rd	\$ 1030.00/ month	52nd
Toddler	\$ 1255.00/ month	43rd	\$ 1030.00/ month	52nd
Preschool	\$ 965.00/ month	50th	\$ 875.00/ month	50th
School Age	\$ 850.00/ month	90th	\$ 655.00/ month	61st
Effective date of payment rates: 1/1/2018				
Market rate survey (MRS) date: 4/11/2018				

Source(s): U.S. Department of Health and Human Services, Administration for Children and Families, Office of Child Care. (2019). Report 4.3.1: Setting Payment Rates. ACF-118 Data Submission Center.

U.S. Department of Health and Human Services, Administration for Children and Families, Office of Child Care. (2019). Report 4.2.5a: Setting Payment Rates. ACF-118 Data Submission Center.

Tiered Reimbursement or Differential Rates

◦ Differential rate for non-traditional hours. Describe	Not available
◦ Differential rate for children with special needs, as defined by the state/territory.	Yes
◦ Differential rate for infants and toddlers. Note: Do not check if the Lead Agency has a different base rate for infants/toddlers with no separate bonus or add-on	Not available
◦ Differential rate for school-age programs. Note: Do not check if the Lead Agency has a different base rate for school-age children with no separate bonus or add-on.	Not available
◦ Differential rate for higher quality, as defined by the state/territory.	Yes
◦ Other differential rates or tiered rates.	Not available
◦ Tiered or differential rates are not implemented.	Not available

CCDF Co-Payments by Family Size

CCDF Co-Payments by Family Size

	(a)	(b)	(c)	(d)	(e)	(f)
<b>Family Size</b>	<b>Lowest “Entry” Income Level Where Family Is First Charged Co-Pay (Greater Than \$0)</b>	<b>What Is the Monthly Co-Payment for a Family of This Size Based on the Income Level in (a)?</b>	<b>The Co-Payment in Column (b) is What Percentage of the Income in Column (a)?</b>	<b>Highest “Entry” Income Level Before a Family Is No Longer Eligible</b>	<b>What Is the Monthly Co-Payment for a Family of This Size Based on the Income Level in (d)?</b>	<b>The Co-Payment in Column (e) is What Percentage of the Income in Column (d)?</b>
3	\$28.00	\$27.00	96.4	\$3,203.99	\$784.00	24.4

Source(s): U.S. Department of Health and Human Services, Administration for Children and Families, Office of Child Care. (2019). Report 3.4.1a Family Size of 3: Family Contribution to Payment - CCDF Co-Payments by Family Size. ACF-118 Data Submission Center.

Family Contribution to Payment

◦ No, the Lead Agency does not waive family contributions/co-payments.	Not available
◦ Yes, the Lead Agency waives family contributions/co-payments for families with an income at or below the Federal poverty level for families of the same size.	Not available
◦ Yes, the Lead Agency waives family contributions/co-payments for families who are receiving or needing to receive protective services, as determined by the Lead Agency for purposes of CCDF eligibility. Describe the policy and provide the policy citation..	Not available
◦ Describe contributions/co-payments for families who are receiving or needing to receive protective services	Not available

<ul style="list-style-type: none"> <li>◦ Yes, the Lead Agency waives family contributions/co-payments for other criteria established by the Lead Agency. Describe the policy and provide the policy citation</li> </ul>	Yes
<ul style="list-style-type: none"> <li>◦ Describe contributions/co-payments for other criteria (See table below)</li> </ul>	Described Below
<p>There are a number of situations where the copayment is waived.</p> <ul style="list-style-type: none"> <li>o Authorized work search during lapse of employment 461-160-0040(5)(b)</li> <li>o Head Start Contracted Slots 461-135-0404</li> <li>o Working TANF families receive child care funded through CCDF and are not assessed a copayment.</li> </ul> <p>Citations: 461-135-0415(1)                  Family Services Manual (J-4) <a href="https://www.oregon.gov/DHS/SSP/FSM/FSM/07cc-j.pdf">https://www.oregon.gov/DHS/SSP/FSM/FSM/07cc-j.pdf</a></p>	

Source(s): U.S. Department of Health and Human Services, Administration for Children and Families, Office of Child Care. (2019). Report 3.4.4: Family Contribution to Payment - Family Contribution to Payment. ACF-118 Data Submission Center.

## HEALTH AND SAFETY

Child-Staff Ratios by Group Size by Age of Children for Licensed Child Care Centers

Age of Children	Child-Staff Ratio	Group Size
Infant (11 months)	4:1	8
Toddler (35 months)	5:1	10
Preschool (59months)	10:1	20
School-age (6 years)	15:1	30
School-age (10 years and older)	15:1	30
If any of the responses above are different for exempt child care centers, describe which requirements apply:	Described Below	
Exempt child care centers are required to maintain the same ratios and group sizes as licensed centers. There are no teacher qualifications required for license exempt centers. All center staff must complete required training prior to having unsupervised access to children.		

*Source(s):* National Center on Early Childhood Quality Assurance. (2021). 2020 Child Care Licensing Study: Analysis of child care licensing regulations. [Unpublished data].

U.S. Department of Health and Human Services, Administration for Children and Families, Office of Child Care. (2019). Report 5.2.1a-5\_6\_7: Standards on ratios, group sizes, and qualifications for CCDF providers.- exempt child care centers. ACF-118 Data Submission Center.

## QUALITY IMPROVEMENT

### Use of Quality Funds

	Yes/No	CCDF Funds	Other Funds	Other (describe)
Supporting the training and professional development of the child care workforce	Yes	Yes	Yes	Described Below
Developing, maintaining, or implementing early learning and developmental guidelines	Yes	Yes	Not available	Not available
Developing, implementing, or enhancing a tiered quality rating and improvement system	Yes	Yes	Not available	Not available
Improving the supply and quality of child care services for infants and toddlers	Yes	Yes	Not available	Not available
Establishing or expanding a statewide system of CCR&R services	Yes	Yes	Yes	Focused Child Care Networks are funded in part by State General Funds; The Ford Family Foundation funds Dual Language Learners training and a Train the Trainer to deliver this training throughout the state. Betty Grey Foundation funds cohort training for Early Educators; The Ford Family Foundation funds Early Educators cohorts through the Higher Education System to obtain college credits, certificates and degrees.

	Yes/No	CCDF Funds	Other Funds	Other (describe)
Facilitating compliance with state/territory requirements for inspection, monitoring, training, and health and safety standards	Yes	Yes	Not available	Not available
Evaluating and assessing the quality and effectiveness of child care services within the state/territory	Yes	Yes	Not available	Not available
Supporting accreditation	Not available	Not available	Not available	Not available
Supporting state/territory or local efforts to develop high-quality program standards relating to health, mental health, nutrition, physical activity, and physical development	Yes	Yes	Not available	Not available
Other activities determined by the state/territory to improve the quality of child care services and which measurement of outcomes related to improved provider preparedness, child safety, child well-being, or kindergarten entry is possible	Yes	Yes	Yes	Described Below

## Use of Quality Funds - Continued

	Other (describe)
Supporting the training and professional development of the child care workforce	The Ford Family Foundation supports a pilot project in Southern Oregon: the Early Learning Professional Development Consortium. The purpose is to provide opportunities for Early Educators to earn college credits, certificates and degrees in Early Childhood Education.
Developing, maintaining, or implementing early learning and developmental guidelines	Not available
Developing, implementing, or enhancing a tiered quality rating and improvement system	Not available
Improving the supply and quality of child care services for infants and toddlers	Not available
Facilitating compliance with state/territory requirements for inspection, monitoring, training, and health and safety standards	Not available
Evaluating and assessing the quality and effectiveness of child care services within the state/territory	Not available
Supporting accreditation	Not available
Supporting state/territory or local efforts to develop high-quality program standards relating to health, mental health, nutrition, physical activity, and physical development	Not available
Other activities determined by the state/territory to improve the quality of child care services and which measurement of outcomes related to improved provider preparedness, child safety, child well-being, or kindergarten entry is possible	State General Funds.

*Source(s):*

- U.S. Department of Health and Human Services, Administration for Children and Families, Office of Child Care. (2019). Reports 7.2.1 and 7.2.1-1: Use of Quality Funds - Supporting the training and professional development of the child care workforce. ACF-118 Data Submission Center.
- U.S. Department of Health and Human Services, Administration for Children and Families, Office of Child Care. (2019). Report 7.2.1 and 7.2.1-2: Use of Quality Funds - Developing, maintaining, or implementing early learning and developmental guidelines. ACF-118 Data Submission Center.
- U.S. Department of Health and Human Services, Administration for Children and Families, Office of Child Care. (2019). Report 7.2.1 and 7.2.1-3: Use of Quality Funds - Developing, implementing, or enhancing a tiered quality rating and improvement system. ACF-118 Data Submission Center.
- U.S. Department of Health and Human Services, Administration for Children and Families, Office of Child Care. (2019). Report 7.2.1 and 7.2.1-4: Use of Quality Funds - Improving the supply and quality of child care services for infants and toddlers. ACF-118 Data Submission Center.
- U.S. Department of Health and Human Services, Administration for Children and Families, Office of Child Care. (2019). Report 7.2.1 and 7.2.1-5: Use of Quality Funds - Establishing or expanding a statewide system of CCR&R services. ACF-118 Data Submission Center.



- U.S. Department of Health and Human Services, Administration for Children and Families, Office of Child Care. (2019). Report 7.2.1 and 7.2.1-6: Use of Quality Funds - Facilitating compliance with state/territory requirements for inspection, monitoring, training, and health and safety standards. ACF-118 Data Submission Center.
- U.S. Department of Health and Human Services, Administration for Children and Families, Office of Child Care. (2019). Report 7.2.1 and 7.2.1-7: Use of Quality Funds - Evaluating and assessing the quality and effectiveness of child care services within the state/territory. ACF-118 Data Submission Center.
- U.S. Department of Health and Human Services, Administration for Children and Families, Office of Child Care. (2019). Report 7.2.1 and 7.2.1-8: Use of Quality Funds - Supporting accreditation. ACF-118 Data Submission Center.
- U.S. Department of Health and Human Services, Administration for Children and Families, Office of Child Care. (2019). Report 7.2.1 and 7.2.1-9: Use of Quality Funds - Supporting state/territory or local efforts to develop high-quality program standards relating to health, mental health, nutrition, physical activity, and physical development. ACF-118 Data Submission Center.
- U.S. Department of Health and Human Services, Administration for Children and Families, Office of Child Care. (2019). Report 7.2.1 and 7.2.1-10: Use of Quality Funds - Other activities determined by the state/territory to improve the quality of child care services and which measurement of outcomes related to improved provider preparedness, child safety, child well-being, or kindergarten entry is possible. ACF-118 Data Submission Center.

Outreach to Families with Limited English Proficiency

Application in other languages (application document, brochures, provider notices)	Yes
Informational materials in non-English languages	Yes
Website in non-English languages	Yes
Lead Agency accepts applications at local community-based locations	Not available
Bilingual caseworkers or translators available	Yes
Bilingual outreach workers	Not available
Partnerships with community-based organizations	Yes
Other	Yes
Describe Other	Described Below
Google translate service instantly translates web pages to languages other than English. Statewide, agencies and contractors access the Language Line to provide information to families whose home language is not English.	

*Source(s):* U.S. Department of Health and Human Services, Administration for Children and Families, Office of Child Care. (2019). Report 2.1.1-1 and 2.1.1-2: Outreach to Families with Limited English Proficiency - Strategies the Lead Agency or partners utilize to provide outreach and services to eligible families for whom English is not their first language. ACF-118 Data Submission Center.

Outreach to Families with a Person(s) with Disabilities

Applications and public informational materials available in Braille and other communication formats for access by individuals with disabilities	Not available
Websites that are accessible (e.g., Section 508 of the Rehabilitation Act)	Yes
Caseworkers with specialized training/experience in working with individuals with disabilities	Not available

Ensuring accessibility of environments and activities for all children	Yes
Partnerships with state and local programs and associations focused on disability-related topics and issues	Yes
Partnerships with parent associations, support groups, and parent-to-parent support groups, including the Individuals with Disabilities Education Act (IDEA) federally funded Parent Training and Information Centers	Yes
Partnerships with state and local IDEA Part B, Section 619 and Part C providers and agencies	Yes
Availability and/or access to specialized services (e.g., mental health, behavioral specialists, therapists) to address the needs of all children	Yes
Other	Not available
Describe Other	Not available
Not available	

Source(s): U.S. Department of Health and Human Services, Administration for Children and Families, Office of Child Care. (2019). Report 2.1.2-1 and 2.1.2-2: Outreach to Families with Limited English Proficiency - Strategies the Lead Agency or partners utilize to provide outreach and services to eligible families with a person(s) with a disability. ACF-118 Data Submission Center.

### Consumer Education Website

<p>How the Lead Agency ensures that its website is consumer-friendly and easily accessible</p>	<p>All electronic content and multimedia posted to the Oregon Department of Education public websites, generated by Oregon Department of Education web applications, and in web applications provided to Oregon Department of Education by a third-party vendor are designed and formatted to meet the World Wide Web Consortium's (W3C's) Web Content Accessibility Guidelines (WCAG) 2.0 Level AA and the Web Accessibility Initiative Accessible Rich Internet Applications Suite (WAI-ARIA) 1.0 for web content.</p> <p>The Oregon Department of Education engaged the services of an auditor to review sites and assist the Early Learning Division with interpreting the results of the audit reports. The auditor gathered input from members of the public with disabilities, including parents, contractors, others associated with the Early Learning Division, and other persons knowledgeable about website accessibility, regarding the accessibility of the division's online content and functionality. The audit was conducted over the August, 2017 - October, 2017 period.</p> <p>Consumer friendly elements addressed included emphasis on plain language, minimal clicks to find information, ADA-compliant site design, descriptive text on buttons, mobile compatibility, fast load time, and google translate for languages.</p> <p>The Department of Human Services uses the Oregon.gov framework and is continually audited for ADA compliance as content changes are made. Content owners and program staff, review materials for appropriate language level. An 8th grade reading level is the target for written materials. Department of Human Services websites are available in English and 103 languages. The Oregon.gov website is tested and designed to be accessible by National Information Consortium USA (NICUSA), the website platform provider.</p>
<p>How the website ensures the widest possible access to services for families that speak languages other than English</p>	<p>Google translate provides basic web page translation for the Early Learning Division. In addition, all vital licensing documents are translated into four primary languages and posted to the website.</p> <p>The Department of Human Services parent and provider information including consumer education and training information is included on the website at <a href="https://www.oregon.gov/Department%20of%20Human%20Services/assistance/child-care/pages/index.aspx">https://www.oregon.gov/Department of Human Services/assistance/child-care/pages/index.aspx</a>. At the bottom right hand corner of the page the language option can be selected. There are 103 other languages available.</p> <p>Other outreach and consumer education information (Department of Human Services 0239, Department of Human Services 8815, Department of Human Services 9863 and Department of Human Services 7485 ) is available online in English, Spanish, Russian, Vietnamese and Chinese at <a href="https://aix-xweb1p.state.or.us/es_xweb/FORMS/?-db=FormTbl.fp5&amp;-lay=Main&amp;-format=Findforms_FMP.htm&amp;-findany">https://aix-xweb1p.state.or.us/es_xweb/FORMS/?-db=FormTbl.fp5&amp;-lay=Main&amp;-format=Findforms_FMP.htm&amp;-findany</a>.</p> <p>Families can access the Language Link for translations into 240 plus languages and dialects when necessary.</p>

<p>How the website ensures the widest possible access to services for persons with disabilities</p>	<p>The agencies' websites are ADA compliant and new content goes through accessibility evaluation. The Department of Human Services web content is submitted to the Office of Information Systems Web Team to make website updates. The Web Team edits content and layout to ensure ADA compliance. The Web Team requests reports from National Information Consortium USA (NICUSA) listing issues to be resolved. This list is distributed to corresponding content owners for correction. The Oregon.gov framework is continually audited for ADA compliance as content changes are made. The sites are available in English and 103 other languages. The Department of Human Services Office of Equity and Multicultural Services is responsible for service equity, ensuring Department of Human Services programs are available to all qualified Oregonians. More information about the Office of Equity and Multicultural Services can be found at: <a href="https://www.oregon.gov/Department%20of%20Human%20Services/ABOUTDepartment%20of%20Human%20Services/OEMS/Pages/Services.aspx">https://www.oregon.gov/Department of Human Services/ABOUTDepartment of Human Services/OEMS/Pages/Services.aspx</a>.</p>
---	--

Source(s): U.S. Department of Health and Human Services, Administration for Children and Families, Office of Child Care. (2019). Report 2.3.1, 2.3.1, and 2.3.3: Consumer Education Website. ACF-118 Data Submission Center.

## FOOTNOTES

### Source Footnotes:

- Demographics - Total Population 12 and Under
  - U.S. Census Bureau. (n.d.). In American Community Survey, 2010. QT-P2 Single Years of Age and Sex. Retrieved from American FactFinder:  
[http://factfinder2.census.gov/faces/tableservices/jsf/pages/productview.xhtml?pid=DEC\\_10\\_SF1\\_QTP2&prodType=table](http://factfinder2.census.gov/faces/tableservices/jsf/pages/productview.xhtml?pid=DEC_10_SF1_QTP2&prodType=table)
- Demographics - Poverty Statistics
  - U.S. Census Bureau. (2020). In American Community Survey 1-Year Estimates, 2019. B17024: Age By Ratio Of Income To Poverty Level In The Past 12 Months - Universe: Population for whom poverty status is determined.  
<https://data.census.gov/cedsci/table?q=B17024&g=0100000US.04000.001&hidePreview=true&table=B17024&tid=ACSDT1Y2019.B17024&lastDisplayedRow=17&vintage=2019&mode=&y=2019>
- Demographics - Children Living in Working Families
  - U.S. Census Bureau. (2020). In American Community Survey 1-Year Estimates, 2019. C23008 Age of own Children under 18 Years in Families and Subfamilies by Living Arrangements by Employment Status of Parents: Universe: Own children under 18 years in families and subfamilies.  
<https://data.census.gov/cedsci/table?q=C23008&g=&hidePreview=false&table=C23008&tid=ACSDT1Y2019.C23008&lastDisplayedRow=17&vintage=2019>
- ECE Program Participation - CCDF Average Monthly Percentage of Children In Care
  - U.S. Department of Health and Human Services, Office of Child Care. (2020). FFY 2019 CCDF data tables [Preliminary estimates]. Table 9 Average Monthly Percentages of Children In Care By Age Group  
<https://www.acf.hhs.gov/occ/data/fy-2019-preliminary-data-table-9>
- ECE Program Participation - CCDF Average Monthly Number of Children and Families Served
  - U.S. Department of Health and Human Services, Office of Child Care. (2020). FFY 2019 CCDF data tables [Preliminary estimates]. Table 1 Average Monthly Adjusted Number of Families and Children Served.  
<https://www.acf.hhs.gov/occ/data/fy-2019-preliminary-data-table-1>
- ECE Program Participation - CCDF Average Monthly Percentages of Children Served in All Types of Care
  - U.S. Department of Health and Human Services, Office of Child Care. (2020). FFY 2019 CCDF data tables [Preliminary estimates]. Table 6 Average Monthly  
<https://www.acf.hhs.gov/occ/data/fy-2019-preliminary-data-table-6>
- ECE Program Participation - Child and Adult Care Food Program (CACFP) Participation
  - Food Research and Action Center. (2020). State of the States: Child and Adult Care Food Program (CACFP) in FY 2019. [http://www.frac.org/maps/sos/tables/sos\\_tab\\_cacfp.html](http://www.frac.org/maps/sos/tables/sos_tab_cacfp.html)
- ECE Program Participation - Head Start Participation
  - National Institute for Early Education Research. (2020). The 2019 state of preschool yearbook.  
<http://nieer.org/state-preschool-yearbooks/2019-2>
- ECE Program Participation - Pre-kindergarten Participation
  - National Institute for Early Education Research. (2021). The 2020 state of preschool yearbook.  
<https://nieer.org/state-preschool-yearbooks/yearbook2020>
- ECE Program Participation - IDEA Part C Participation
  - IDEA Data Accountability Center. (2021). Table C1-1: Number of infants and toddlers ages birth through 2 and 3

and older, and percentage of population, receiving early intervention services under IDEA, Part C, by age and state: 2020-2021. <https://www2.ed.gov/programs/osepidea/618-data/state-level-data-files/index.html#cccs>

- ECE Program Participation - IDEA Part B, Section 619 Participation
  - IDEA Data Accountability Center. (2021). Table B1-1: Number of infants and toddlers ages birth through 2 and 3 and older, and percentage of population, receiving early intervention services under IDEA, Part B, by age and state: 2020. <https://www2.ed.gov/programs/osepidea/618-data/state-level-data-files/index.html#bccee>
- ECE Funding - Child Care and Development Fund (CCDF)
  - U.S. Department of Health and Human Services, Administration for Children and Families, Office of Child Care. (2021). CCDF Expenditures for FY 2019 (all appropriation years). Table 4a: All expenditures by State-Categorical Summary. <https://www.acf.hhs.gov/occ/resource/fy-2018-ccdf-table-4a>  
  
U.S. Department of Health and Human Services, Administration for Children and Families, Office of Child Care. (2020). CCDF Expenditures for FY 2018 (all appropriation years). Table 3a - All Expenditures by State - Detailed Summary. <https://www.acf.hhs.gov/occ/resource/fy-2018-ccdf-table-3a>
- ECE Funding - Temporary Assistance for Needy Families (TANF)
  - U.S. Department of Health and Human Services, Administration for Children and Families, Office of Family Assistance. (2020). Fiscal Year 2019 TANF Financial Data. <https://www.acf.hhs.gov/ofa/resource/tanf-financial-data-fy-2019>
- ECE Funding - Child and Adult Care Food Program (CACFP) Funding
  - Food Research and Action Center. (2020). State of the States: Child and Adult Care Food Program (CACFP) in FY 2019. [http://www.frac.org/maps/sos/tables/sos\\_tab\\_cacfp.html](http://www.frac.org/maps/sos/tables/sos_tab_cacfp.html)
- ECE Funding - Head Start Funding
  - National Institute for Early Education Research. (2021). The 2020 state of preschool yearbook. <http://nieer.org/state-preschool-yearbooks/2020>
- ECE Funding - Pre-kindergarten Funding
  - National Institute for Early Education Research. (2021). The 2020 state of preschool yearbook. <https://nieer.org/state-preschool-yearbooks/yearbook2020>
- ECE Funding - IDEA Part C Funding
  - U.S. Department of Education. (2021). Fiscal Years 2019-2021 State Tables for the U.S. Department of Education. <https://www2.ed.gov/about/overview/budget/statetables/index.html>
- ECE Funding - IDEA Part B Section 619 Funding
  - U.S. Department of Education. (2021). Fiscal Years 2019-2021 State Tables for the U.S. Department of Education. <https://www2.ed.gov/about/overview/budget/statetables/index.html>
- CCDF Subsidy Program Administration - Parental Choice in Relation to Certificates, Grants, or Contracts
  - U.S. Department of Health and Human Services, Administration for Children and Families, Office of Child Care. (2019). Reports 4.1.3b, 4.1.3b-2, 4.1.3c, and 4.1.3c-2: Parental Choice in Relation to Certificates, Grants, or Contracts. ACF-118 Data Submission Center.
- CCDF Subsidy Program Administration - Eligible Children and Families
  - U.S. Department of Health and Human Services, Administration for Children and Families, Office of Child Care. (2019). Report 3.1.3 Family Size of 3: Eligible Children and Families - Income Eligibility at Determination. ACF-118 Data Submission Center.
  - U.S. Department of Health and Human Services, Administration for Children and Families, Office of Child Care. (2019). Reports 3.1.6 and 3.1.6-2: Eligible Children and Families - Approaches Used for Promoting Continuity of Care. ACF-118 Data Submission Center.
- CCDF Subsidy Program Administration - Increasing Access for Vulnerable Children and Families

- U.S. Department of Health and Human Services, Administration for Children and Families, Office of Child Care. (2019). Reports 3.2.2a, 3.2.2b, 3.2.2c, 3.2.2d, 3.2.2a-2, 3.2.2b-2, 3.2.2c-2, and 3.2.2d-2: Increasing Access for Vulnerable Children and Families. ACF-118 Data Submission Center.
- CCDF Subsidy Program Administration - Family Contribution to Payment
  - U.S. Department of Health and Human Services, Administration for Children and Families, Office of Child Care. (2019). Report 3.4.1a Family Size of 3: Family Contribution to Payment - CCDF Co-Payments by Family Size. ACF-118 Data Submission Center.
  - U.S. Department of Health and Human Services, Administration for Children and Families, Office of Child Care. (2019). Report 3.4.4: Family Contribution to Payment - Family Contribution to Payment. ACF-118 Data Submission Center.
- CCDF Subsidy Program Administration - Setting Payment Rates
  - U.S. Department of Health and Human Services, Administration for Children and Families, Office of Child Care. (2019). Report 4.3.1: Setting Payment Rates. ACF-118 Data Submission Center.
- CCDF Subsidy Program Administration - Costs
  - U.S. Department of Health and Human Services, Administration for Children and Families, Office of Child Care. (2019). Report 4.2.5a: Setting Payment Rates. ACF-118 Data Submission Center.
- Health and Safety - Licensing
  - National Center on Early Childhood Quality Assurance. (2021). 2020 Child Care Licensing Study: Analysis of child care licensing regulations. [Unpublished data].
  - National Center on Early Childhood Quality Assurance. (2021). 2020 Child Care Licensing Study: Analysis of child care licensing regulations. [Unpublished data].
  
  - U.S. Department of Health and Human Services, Administration for Children and Families, Office of Child Care. (2019). Report 5.2.1a-5\_6\_7: Standards on ratios, group sizes, and qualifications for CCDF providers.- exempt child care centers. ACF-118 Data Submission Center.
- Quality Improvements - Use of Quality Funds
  - U.S. Department of Health and Human Services, Administration for Children and Families, Office of Child Care. (2019). Reports 7.2.1 and 7.2.1-1: Use of Quality Funds - Supporting the training and professional development of the child care workforce. ACF-118 Data Submission Center.
  - U.S. Department of Health and Human Services, Administration for Children and Families, Office of Child Care. (2019). Report 7.2.1 and 7.2.1-2: Use of Quality Funds - Developing, maintaining, or implementing early learning and developmental guidelines. ACF-118 Data Submission Center.
  - U.S. Department of Health and Human Services, Administration for Children and Families, Office of Child Care. (2019). Report 7.2.1 and 7.2.1-3: Use of Quality Funds - Developing, implementing, or enhancing a tiered quality rating and improvement system. ACF-118 Data Submission Center.
  - U.S. Department of Health and Human Services, Administration for Children and Families, Office of Child Care. (2019). Report 7.2.1 and 7.2.1-4: Use of Quality Funds - Improving the supply and quality of child care services for infants and toddlers. ACF-118 Data Submission Center.
  - U.S. Department of Health and Human Services, Administration for Children and Families, Office of Child Care. (2019). Report 7.2.1 and 7.2.1-5: Use of Quality Funds - Establishing or expanding a statewide system of CCR&R services. ACF-118 Data Submission Center.
  - U.S. Department of Health and Human Services, Administration for Children and Families, Office of Child Care. (2019). Report 7.2.1 and 7.2.1-6: Use of Quality Funds - Facilitating compliance with state/territory requirements for inspection, monitoring, training, and health and safety standards. ACF-118 Data Submission Center.
  - U.S. Department of Health and Human Services, Administration for Children and Families, Office of Child Care. (2019). Report 7.2.1 and 7.2.1-7: Use of Quality Funds - Evaluating and assessing the quality and effectiveness

of child care services within the state/territory. ACF-118 Data Submission Center.

- U.S. Department of Health and Human Services, Administration for Children and Families, Office of Child Care. (2019). Report 7.2.1 and 7.2.1-8: Use of Quality Funds - Supporting accreditation. ACF-118 Data Submission Center.
- U.S. Department of Health and Human Services, Administration for Children and Families, Office of Child Care. (2019). Report 7.2.1 and 7.2.1-9: Use of Quality Funds - Supporting state/territory or local efforts to develop high-quality program standards relating to health, mental health, nutrition, physical activity, and physical development. ACF-118 Data Submission Center.
- U.S. Department of Health and Human Services, Administration for Children and Families, Office of Child Care. (2019). Report 7.2.1 and 7.2.1-10: Use of Quality Funds - Other activities determined by the state/territory to improve the quality of child care services and which measurement of outcomes related to improved provider preparedness, child safety, child well-being, or kindergarten entry is possible. ACF-118 Data Submission Center.
- Quality Improvements - Outreach to Families with Limited English Proficiency
  - U.S. Department of Health and Human Services, Administration for Children and Families, Office of Child Care. (2019). Report 2.1.1-1 and 2.1.1-2: Outreach to Families with Limited English Proficiency - Strategies the Lead Agency or partners utilize to provide outreach and services to eligible families for whom English is not their first language. ACF-118 Data Submission Center.
  - U.S. Department of Health and Human Services, Administration for Children and Families, Office of Child Care. (2019). Report 2.1.2-1 and 2.1.2-2: Outreach to Families with Limited English Proficiency - Strategies the Lead Agency or partners utilize to provide outreach and services to eligible families with a person(s) with a disability. ACF-118 Data Submission Center.
- Quality Improvements - Consumer Education Website
  - U.S. Department of Health and Human Services, Administration for Children and Families, Office of Child Care. (2019). Report 2.3.1, 2.3.1, and 2.3.3: Consumer Education Website. ACF-118 Data Submission Center.

**State Capacity Building Center, A Service of the Office of Child Care**

**9300 Lee Highway, Fairfax VA, 22031 | Phone: 877-296-2401 | Email: [CapacityBuildingCenter@ecetta.info](mailto:CapacityBuildingCenter@ecetta.info)**