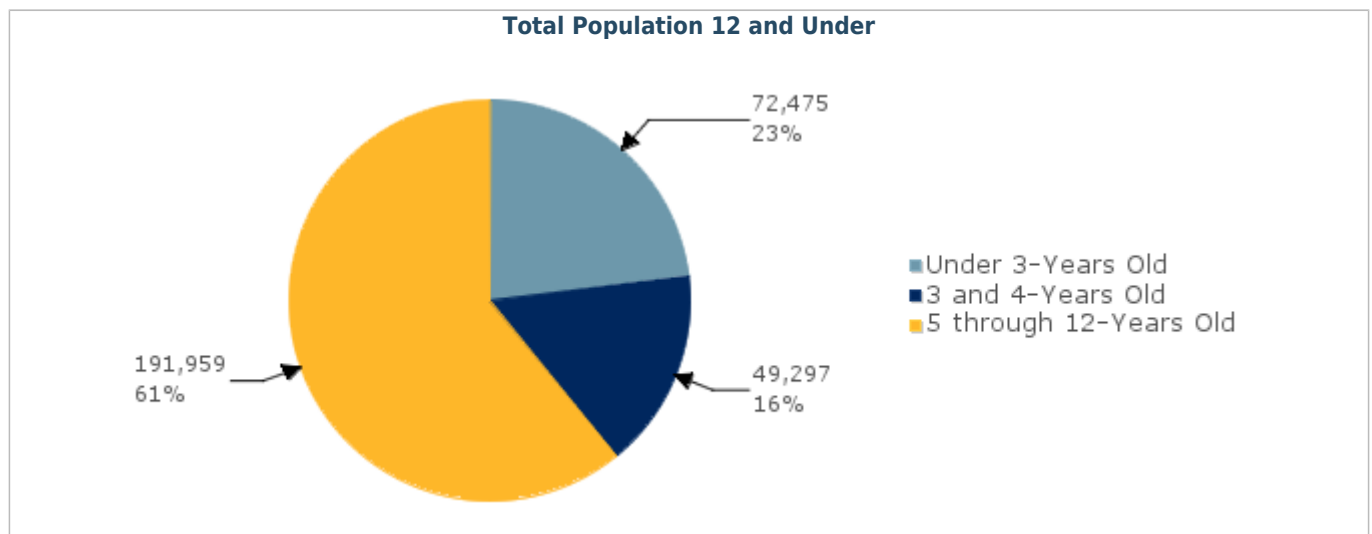




STATE/TERRITORY PROFILE - IDAHO

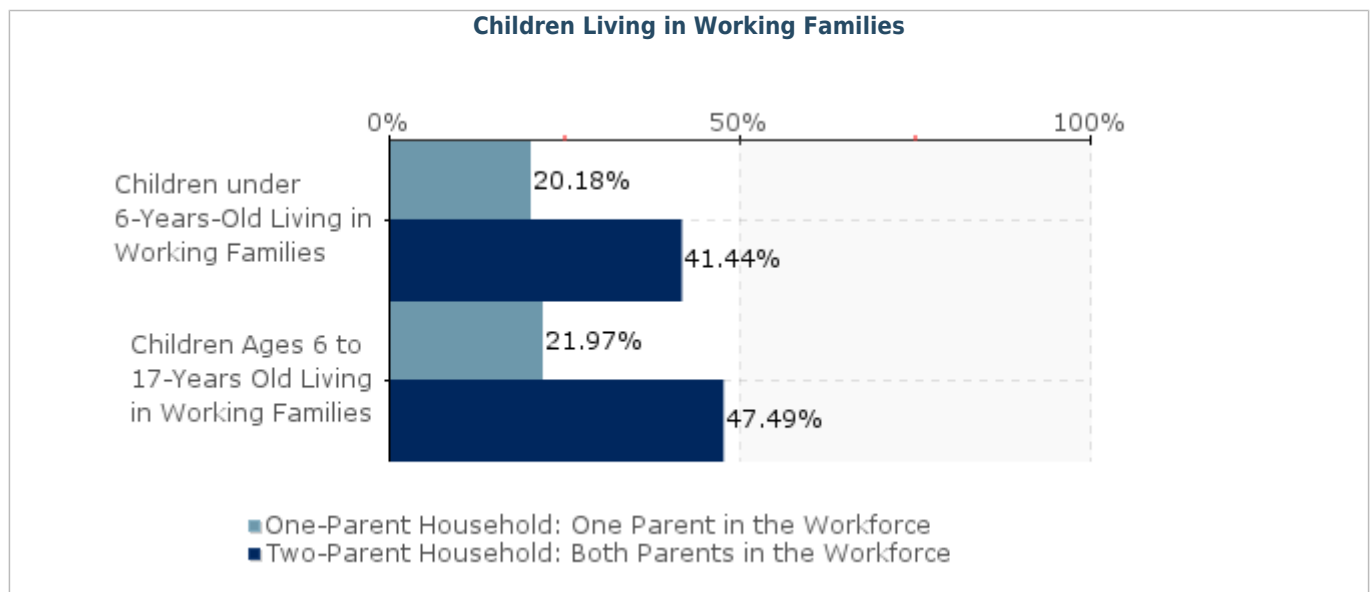
This profile highlights a current innovative effort to promote a subsidy system that is child-focused, family friendly, and fair to providers. It also provides demographic information, Early Care and Education (ECE) program participation and funding, subsidy innovation and program integrity information, program quality improvement activities, and professional development and workforce initiatives. Sources and links are provided at the end of the document

DEMOGRAPHICS



Source(s): U.S. Census Bureau. (n.d.). In American Community Survey, 2010. QT-P2 Single Years of Age and Sex. Retrieved from American FactFinder:

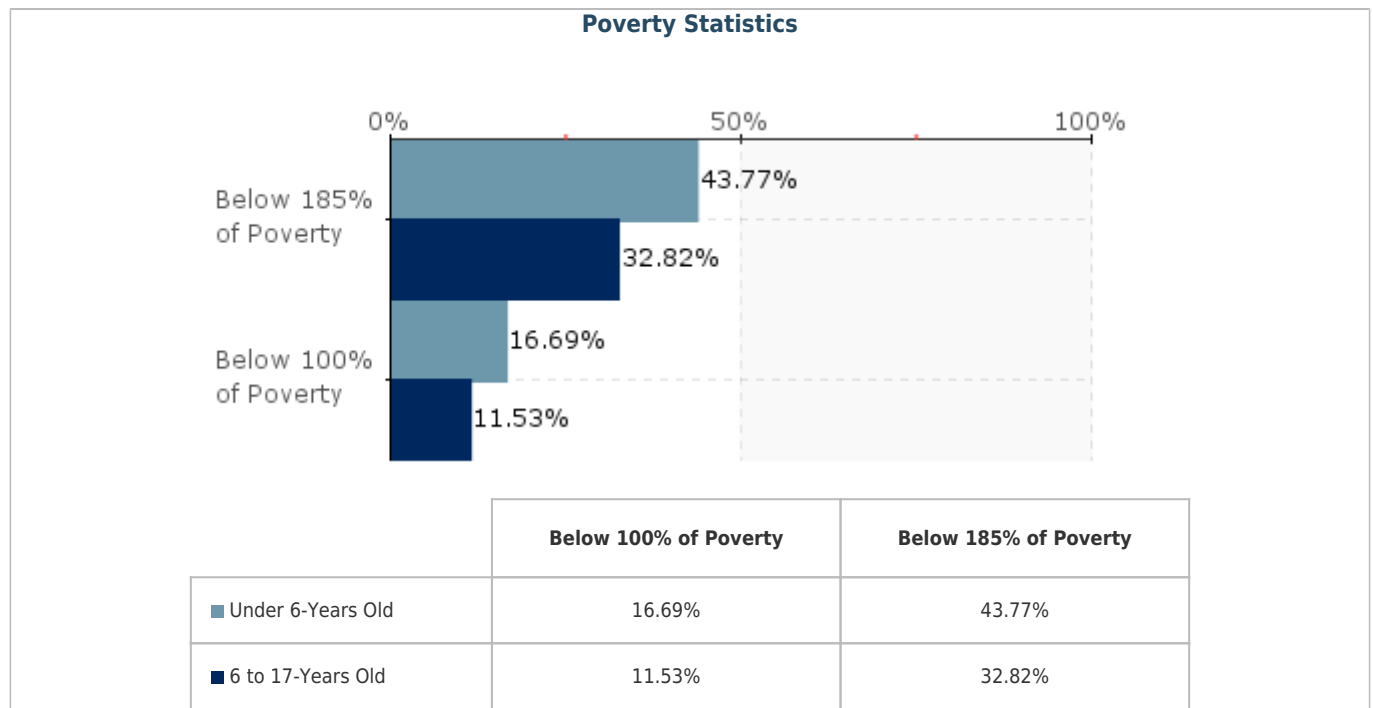
http://factfinder2.census.gov/faces/tableservices/jsf/pages/productview.xhtml?pid=DEC_10_SF1_QTP2&prodType=table



Source(s): U.S. Census Bureau. (2020). In American Community Survey 1-Year Estimates, 2019. B17024: Age By Ratio Of Income To Poverty Level In The Past 12 Months - Universe: Population for whom poverty status is determined.

<https://data.census.gov/cedsci/table?q=B17024&g=0100000US.04000.001&hidePreview=true&table=B17024&tid>

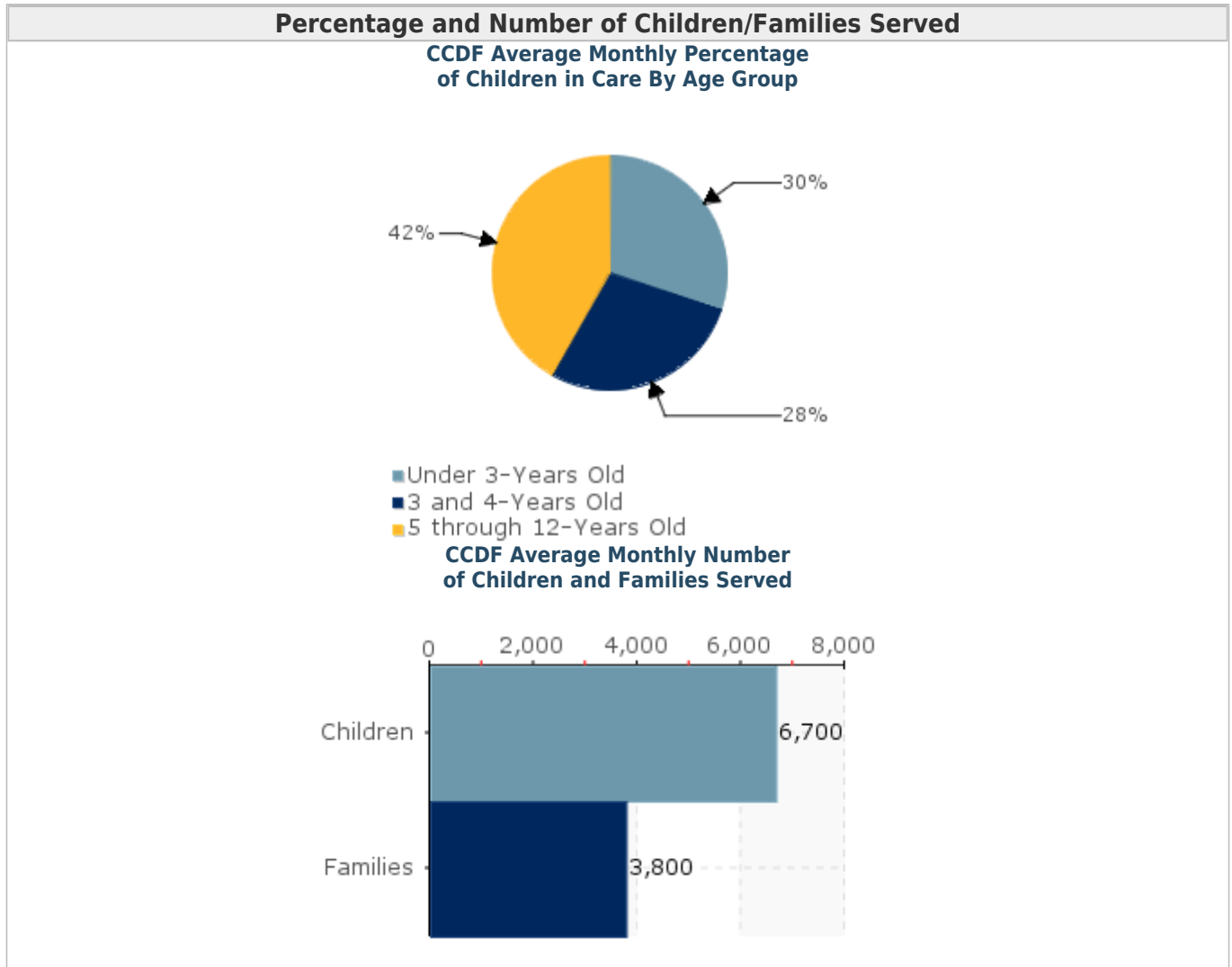
=ACSDT1Y2019.B17024&lastDisplayedRow=17&vintage=2019&mode=&y=2019



Source(s): U.S. Census Bureau. (2020). In American Community Survey 1-Year Estimates, 2019. C23008 Age of own Children under 18 Years in Families and Subfamilies by Living Arrangements by Employment Status of Parents: Universe: Own children under 18 years in families and subfamilies.

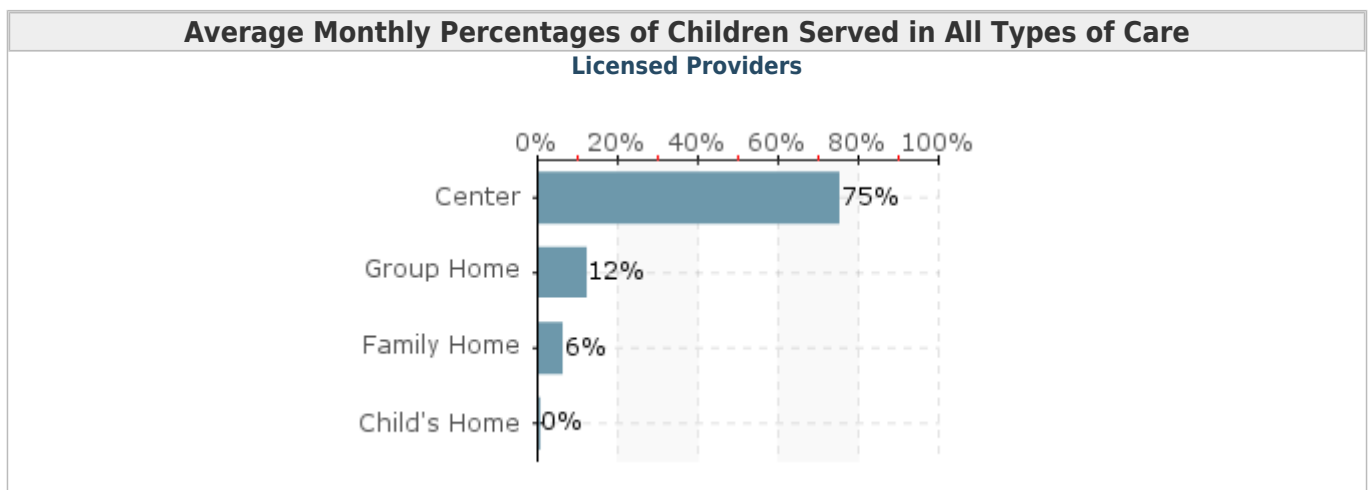
<https://data.census.gov/cedsci/table?q=C23008&g=&hidePreview=false&table=C23008&tid=ACSDT1Y2019.C23008&lastDisplayedRow=17&vintage=2019>

ECE PROGRAM PARTICIPATION AND FUNDING

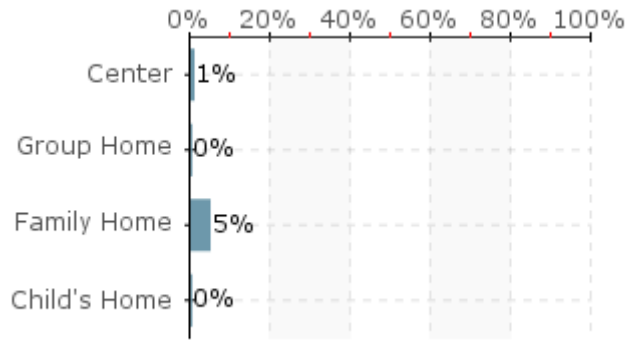


Source(s): U.S. Department of Health and Human Services, Office of Child Care. (2020). FFY 2019 CCDF data tables [Preliminary estimates]. Table 9 Average Monthly Percentages of Children In Care By Age Group <https://www.acf.hhs.gov/occ/data/fy-2019-preliminary-data-table-9>

1. U.S. Department of Health and Human Services, Office of Child Care. (2020). FFY 2019 CCDF data tables [Preliminary estimates]. Table 1 Average Monthly Adjusted Number of Families and Children Served. <https://www.acf.hhs.gov/occ/data/fy-2019-preliminary-data-table-1>



Non-Licensed Providers



Note: Unregulated provider data includes relative and non-relative care.

Source(s): U.S. Department of Health and Human Services, Office of Child Care. (2020). FFY 2019 CCDF data tables [Preliminary estimates]. Table 6 Average Monthly
<https://www.acf.hhs.gov/occ/data/fy-2019-preliminary-data-table-6>

Child Care and Development Fund (CCDF)

◦ Total CCDF Expenditure (Including Quality):	\$42,375,276
◦ CCDF Federal Expenditure:	\$38,628,069
◦ CCDF State/Territory Expenditure:	\$3,747,207

Source(s): U.S. Department of Health and Human Services, Administration for Children and Families, Office of Child Care. (2021). CCDF Expenditures for FY 2019 (all appropriation years). Table 4a: All expenditures by State-Categorical Summary. <https://www.acf.hhs.gov/occ/resource/fy-2018-ccdf-table-4a>

U.S. Department of Health and Human Services, Administration for Children and Families, Office of Child Care. (2020). CCDF Expenditures for FY 2018 (all appropriation years). Table 3a - All Expenditures by State - Detailed Summary. <https://www.acf.hhs.gov/occ/resource/fy-2018-ccdf-table-3a>

CCDF Quality Expenditures

◦ Total Quality Expenditure:	\$3,736,771
◦ Quality Activities (Set Aside Funds):	\$3,736,771
◦ Infant and Toddler (Targeted Funds):	Not available
◦ Quality Expansion Funds (Targeted Funds):	Not available
◦ School-Age/Resource and Referral (Targeted Funds):	Not available

Temporary Assistance for Needy Families (TANF) for Child Care

◦ TANF - Total Child Care Expenditure:	\$12,117,258
◦ TANF - Direct Expenditure on Child Care:	\$4,313,163
◦ TANF - Transfer to CCDF:	\$7,804,095

Source(s): U.S. Department of Health and Human Services, Administration for Children and Families, Office of IDAHO | December 2021

ChildCare Tax Credits

◦ Tax Credit Federal Total Amount Claimed:	\$519,782
◦ Tax Credit Federal Number of Claims:	210,070
◦ State/Territory Tax Credit Available - 2015:	Yes
◦ State/Territory Tax Credit Refundable:	No

Child and Adult Care Food Program (CACFP)

◦ CACFP Funding:	\$7,737,327
◦ Number of Family Child Care Homes Participating:	145
◦ Number of Child Care Centers (includes Head Start Programs) Participating:	251

Source(s): Food Research and Action Center. (2020). State of the States: Child and Adult Care Food Program (CACFP) in FY 2019. http://www.frac.org/maps/sos/tables/sos_tab_cacfp.html

Head Start

◦ Head Start Federal Allocation:	\$44,074,845
◦ Head Start State/Territory Allocation:	Not available
◦ Number of Children Participating:	3,071

Source(s): National Institute for Early Education Research. (2021). The 2020 state of preschool yearbook. <http://nieer.org/state-preschool-yearbooks/2020>

IDEA Part B, Section 619

◦ IDEA Part B Funding:	\$2,257,404
◦ Number of Children Served (Ages 3- through 5-Years-Old):	4,106

Source(s): U.S. Department of Education. (2021). Fiscal Years 2019-2021 State Tables for the U.S. Department of Education. <https://www2.ed.gov/about/overview/budget/statetables/index.html>

IDEA Part C

◦ IDEA Part C Funding:	\$2,631,271
◦ Number of Children Served (Ages Birth through 2-Years-Old):	2,143

Source(s): U.S. Department of Education. (2021). Fiscal Years 2019-2021 State Tables for the U.S. Department of Education. <https://www2.ed.gov/about/overview/budget/statetables/index.html>

Pre-kindergarten

◦ Pre-kindergarten Total Expenditure:	Not available
---------------------------------------	---------------

◦ Enrollment (4-year-olds and under):	Not available
---------------------------------------	---------------

Note: Total Expenditure includes all State/Territory, Local, and Federal dollars. In addition to 3 and 4-year-olds, some Pre-kindergarten programs enroll children of other ages.

Source(s): National Institute for Early Education Research. (2021). The 2020 state of preschool yearbook. <https://nieer.org/state-preschool-yearbooks/yearbook2020>

CCDF SUBSIDY PROGRAM ADMINISTRATION

Income Eligibility at Determination

(a)	(b)	(c)	(d)	
Family Size	100 % of SMI (\$/Month)	85% of SMI(\$/Month) [Multiply(a) by 0.85]	(IF APPLICABLE) (\$/Month) Maximum Initial or First Tier Income Limit (or Threshold) if Lower Than 85% of Current SMI	IF APPLICABLE) (% of SMI) [Divide(c) by (a), multiply by 100] Income Level if Lower Than 85% of Current SMI
3	\$4,642.00	\$3,946.00	\$2,252.00	48.5%

Source(s): U.S. Department of Health and Human Services, Administration for Children and Families, Office of Child Care. (2019). Report 3.1.3 Family Size of 3: Eligible Children and Families - Income Eligibility at Determination. ACF-118 Data Submission Center.

Approaches Used for Promoting Continuity of Care

◦ Coordinating with Head Start, prekindergarten, or other early learning programs to create a package of arrangements that accommodates parents' work schedules	Not available
◦ Inquiring about whether the child has an Individualized Education Program (IEP) or Individual Family Services Plan (IFSP)	Not available
◦ Establishing minimum eligibility periods greater than 12 months	Not available
◦ Using cross-enrollment or referrals to other public benefits	Yes
◦ Working with IDEA Part B, Section 619 and Part C staff to explore how services included in a child's IEP or IFSP can be supported and/or provided onsite and in collaboration with child care services	Not available
◦ Providing more intensive case management for families with children with multiple risk factors;	Not available
◦ Implementing policies and procedures that promote universal design to ensure that activities and environments are accessible to all children, including children with sensory, physical, or other disabilities	Not available
◦ Other:	Not available
Not available	

Source(s): U.S. Department of Health and Human Services, Administration for Children and Families, Office of Child Care. IDAHO | December 2021

Increasing Access for Vulnerable Children and Families

Children with Special Needs	
◦ Prioritize for enrollment	Not available
◦ Serve without placing these populations on waiting lists	Not available
◦ Waive co-payments	Not available
◦ Pay higher rates for access to higher quality care	Not available
◦ Use grants or contracts to reserve slots for priority populations	Not available
◦ Other:	Described Below
Children with a verified special need may qualify for in-home care (care provided in their home), and may remain eligible for child care subsidies until the month of their nineteenth birthday. (IDAPA: 16.06.12.105.03 and 16.06.12400.02.c.)	
Families with Very Low Incomes	
◦ Prioritize for enrollment	Not available
◦ Serve without placing these populations on waiting lists	Not available
◦ Waive co-payments	Yes
◦ Pay higher rates for access to higher quality care	Not available
◦ Use grants or contracts to reserve slots for priority populations	Not available
◦ Other:	Described Below
Participation with the Temporary Assistance for Families in Idaho (TAFI) program is aqualifying activity. TAFI families are not required to pay a copay; they receive the entire Local Market Rate for which they are eligible.	
Children Experiencing Homelessness	
◦ Prioritize for enrollment	Not available
◦ Serve without placing these populations on waiting lists	Not available
◦ Waive co-payments	Not available
◦ Pay higher rates for access to higher quality care	Not available
◦ Use grants or contracts to reserve slots for priority populations	Not available
◦ Other:	Described Below
IDHW has created a verification form and trained community partners on the process for which a customer provides the Child Care Activity form showing that they customer is participating in a work or training program offered by a community agency or homeless shelter, for which then child care is approved. Community Agencies work with the family and only notify IDHW when the customer ends the program.	

Families Receiving TANF*	
◦ Prioritize for enrollment	Not available
◦ Serve without placing these populations on waiting lists	Not available
◦ Waive co-payments	Yes
◦ Pay higher rates for access to higher quality care	Not available
◦ Use grants or contracts to reserve slots for priority populations	Not available
◦ Other:	Described Below
Participation with the Temporary Assistance for Families in Idaho (TAFI) program is a qualifying activity. TAFI families are not required to pay a copay; they receive the entire Local Market Rate for which they are eligible.	

* Includes families receiving TANF program funds, those transitioning off TANF through work activities, or those at risk of becoming dependent on TANF.

Source(s): U.S. Department of Health and Human Services, Administration for Children and Families, Office of Child Care. (2019). Reports 3.2.2a, 3.2.2b, 3.2.2c, 3.2.2d, 3.2.2a-2, 3.2.2b-2, 3.2.2c-2, and 3.2.2d-2: Increasing Access for Vulnerable Children and Families. ACF-118 Data Submission Center.

Use of Grants or Contracts to Increase the Supply of Specific Types of Child Care

◦ Programs to serve children with disabilities	Not available
◦ Programs to serve infants and toddlers	Not available
◦ Programs to serve school-age children	Not available
◦ Programs to serve children needing non-traditional hour care	Not available
◦ Programs to serve children experiencing homelessness	Not available
◦ Programs to serve children in underserved areas	Not available
◦ Programs that serve children with diverse linguistic or cultural backgrounds	Not available
◦ Programs that serve specific geographic areas (urban)	Not available
◦ Programs that serve specific geographic areas (rural)	Not available
◦ Other:	Described Below
Not applicable	

Use of Grants or Contracts to Increase the Quality of Specific Types of Child Care

◦ Programs to serve children with disabilities	Not available
◦ Programs to serve infants and toddlers	Not available
◦ Programs to serve school-age children	Not available

◦ Programs to serve children needing non-traditional hour care	Not available
◦ Programs to serve children experiencing homelessness	Not available
◦ Programs to serve children in underserved areas	Not available
◦ Programs that serve children with diverse linguistic or cultural backgrounds	Not available
◦ Programs that serve specific geographic areas (urban)	Not available
◦ Programs that serve specific geographic areas (rural)	Not available
◦ Other:	Described Below
Not applicable.	

Base payment rates and percentiles

Age	Center	Percentile of most recent MRS	Family Child Care	Percentile of most recent MRS
Infant	\$ 696.00/ month	39th	\$ 618.00/ month	60th
Toddler	\$ 684.00/ month	50th	\$ 588.00/ month	55th
Preschool	\$ 623.00/ month	54th	\$ 555.00/ month	60th
School Age	\$ 434.00/ month	58th	\$ 488.00/ month	58th
Effective date of payment rates: 10/1/2016				
Market rate survey (MRS) date: 7/1/2018				

Source(s): U.S. Department of Health and Human Services, Administration for Children and Families, Office of Child Care. (2019). Report 4.3.1: Setting Payment Rates. ACF-118 Data Submission Center.
U.S. Department of Health and Human Services, Administration for Children and Families, Office of Child Care. (2019). Report 4.2.5a: Setting Payment Rates. ACF-118 Data Submission Center.

Tiered Reimbursement or Differential Rates

◦ Differential rate for non-traditional hours. Describe	Not available
◦ Differential rate for children with special needs, as defined by the state/territory.	Not available
◦ Differential rate for infants and toddlers. Note: Do not check if the Lead Agency has a different base rate for infants/toddlers with no separate bonus or add-on	Not available
◦ Differential rate for school-age programs. Note: Do not check if the Lead Agency has a different base rate for school-age children with no separate bonus or add-on.	Not available
◦ Differential rate for higher quality, as defined by the state/territory.	Not available
◦ Other differential rates or tiered rates.	Not available
◦ Tiered or differential rates are not implemented.	Yes

CCDF Co-Payments by Family Size

CCDF Co-Payments by Family Size

	(a)	(b)	(c)	(d)	(e)	(f)
Family Size	Lowest “Entry” Income Level Where Family Is First Charged Co-Pay (Greater Than \$0)	What Is the Monthly Co-Payment for a Family of This Size Based on the Income Level in (a)?	The Co-Payment in Column (b) is What Percentage of the Income in Column (a)?	Highest “Entry” Income Level Before a Family Is No Longer Eligible	What Is the Monthly Co-Payment for a Family of This Size Based on the Income Level in (d)?	The Co-Payment in Column (e) is What Percentage of the Income in Column (d)?
3	\$1.00	\$40.00	4000	\$2,252.00	\$150.00	6.8

Source(s): U.S. Department of Health and Human Services, Administration for Children and Families, Office of Child Care. (2019). Report 3.4.1a Family Size of 3: Family Contribution to Payment - CCDF Co-Payments by Family Size. ACF-118 Data Submission Center.

Family Contribution to Payment

◦ No, the Lead Agency does not waive family contributions/co-payments.	Not available
◦ Yes, the Lead Agency waives family contributions/co-payments for families with an income at or below the Federal poverty level for families of the same size.	Not available
◦ Yes, the Lead Agency waives family contributions/co-payments for families who are receiving or needing to receive protective services, as determined by the Lead Agency for purposes of CCDF eligibility. Describe the policy and provide the policy citation..	Not available
◦ Describe contributions/co-payments for families who are receiving or needing to receive protective services	Not available

<ul style="list-style-type: none"> ◦ Yes, the Lead Agency waives family contributions/co-payments for other criteria established by the Lead Agency. Describe the policy and provide the policy citation 	<p style="text-align: right;">Yes</p>
<ul style="list-style-type: none"> ◦ Describe contributions/co-payments for other criteria (See table below) 	<p style="text-align: right;">Described Below</p>
<p>IDAPA 16.06.12.503 COPAYMENTS. Eligible families, except TAFI families participating in non-employment TAFI activities and guardians of foster children, must pay part of their child care costs. Providers are responsible for ensuring families pay the determined child care costs and must not waive these costs.</p>	

Source(s): U.S. Department of Health and Human Services, Administration for Children and Families, Office of Child Care. (2019). Report 3.4.4: Family Contribution to Payment - Family Contribution to Payment. ACF-118 Data Submission Center.

HEALTH AND SAFETY

Child-Staff Ratios by Group Size by Age of Children for Licensed Child Care Centers

Age of Children	Child-Staff Ratio	Group Size
Infant (11 months)	Ratios determined by point system	Group size not regulated
Toddler (35 months)	Ratios determined by point system	Group size not regulated
Preschool (59months)	Ratios determined by point system	Group size not regulated
School-age (6 years)	Ratios determined by point system	Group size not regulated
School-age (10 years and older)	Ratios determined by point system	Group size not regulated
If any of the responses above are different for exempt child care centers, describe which requirements apply:	Described Below	
Idaho does not exempt child care facilities receiving CCDF funds from group or ratio requirements.		

Source(s): National Center on Early Childhood Quality Assurance. (2021). 2020 Child Care Licensing Study: Analysis of child care licensing regulations. [Unpublished data].

U.S. Department of Health and Human Services, Administration for Children and Families, Office of Child Care. (2019). Report 5.2.1a-5_6_7: Standards on ratios, group sizes, and qualifications for CCDF providers.- exempt child care centers. ACF-118 Data Submission Center.

QUALITY IMPROVEMENT

Use of Quality Funds

	Yes/No	CCDF Funds	Other Funds	Other (describe)
Supporting the training and professional development of the child care workforce	Yes	Yes	Not available	Not available
Developing, maintaining, or implementing early learning and developmental guidelines	Yes	Yes	Not available	Not available
Developing, implementing, or enhancing a tiered quality rating and improvement system	Yes	Yes	Not available	Not available
Improving the supply and quality of child care services for infants and toddlers	Yes	Yes	Not available	Not available
Establishing or expanding a statewide system of CCR&R services	Yes	Yes	Not available	Not available
Facilitating compliance with state/territory requirements for inspection, monitoring, training, and health and safety standards	Yes	Yes	Not available	Not available
Evaluating and assessing the quality and effectiveness of child care services within the state/territorys	Yes	Yes	Not available	Not available
Supporting accreditation	Yes	Yes	Not available	Not available

	Yes/No	CCDF Funds	Other Funds	Other (describe)
Supporting state/territory or local efforts to develop high-quality program standards relating to health, mental health, nutrition, physical activity, and physical development	Yes	Yes	Not available	Not available
Other activities determined by the state/territory to improve the quality of child care services and which measurement of outcomes related to improved provider preparedness, child safety, child well-being, or kindergarten entry is possible	Not available	Not available	Not available	Not available

Use of Quality Funds - Continued

	Other (describe)
Supporting the training and professional development of the child care workforce	Not available
Developing, maintaining, or implementing early learning and developmental guidelines	Not available
Developing, implementing, or enhancing a tiered quality rating and improvement system	Not available
Improving the supply and quality of child care services for infants and toddlers	Not available
Facilitating compliance with state/territory requirements for inspection, monitoring, training, and health and safety standards	Not available
Evaluating and assessing the quality and effectiveness of child care services within the state/territorys	Not available
Supporting accreditation	Not available
Supporting state/territory or local efforts to develop high-quality program standards relating to health, mental health, nutrition, physical activity, and physical development	Not available
Other activities determined by the state/territory to improve the quality of child care services and which measurement of outcomes related to improved provider preparedness, child safety, child well-being, or kindergarten entry is possible	Not available

Source(s):

- U.S. Department of Health and Human Services, Administration for Children and Families, Office of Child Care. (2019). Reports 7.2.1 and 7.2.1-1: Use of Quality Funds – Supporting the training and professional development of

the child care workforce. ACF-118 Data Submission Center.

- U.S. Department of Health and Human Services, Administration for Children and Families, Office of Child Care. (2019). Report 7.2.1 and 7.2.1-2: Use of Quality Funds - Developing, maintaining, or implementing early learning and developmental guidelines. ACF-118 Data Submission Center.
- U.S. Department of Health and Human Services, Administration for Children and Families, Office of Child Care. (2019). Report 7.2.1 and 7.2.1-3: Use of Quality Funds - Developing, implementing, or enhancing a tiered quality rating and improvement system. ACF-118 Data Submission Center.
- U.S. Department of Health and Human Services, Administration for Children and Families, Office of Child Care. (2019). Report 7.2.1 and 7.2.1-4: Use of Quality Funds - Improving the supply and quality of child care services for infants and toddlers. ACF-118 Data Submission Center.
- U.S. Department of Health and Human Services, Administration for Children and Families, Office of Child Care. (2019). Report 7.2.1 and 7.2.1-5: Use of Quality Funds - Establishing or expanding a statewide system of CCR&R services. ACF-118 Data Submission Center.
- U.S. Department of Health and Human Services, Administration for Children and Families, Office of Child Care. (2019). Report 7.2.1 and 7.2.1-6: Use of Quality Funds - Facilitating compliance with state/territory requirements for inspection, monitoring, training, and health and safety standards. ACF-118 Data Submission Center.
- U.S. Department of Health and Human Services, Administration for Children and Families, Office of Child Care. (2019). Report 7.2.1 and 7.2.1-7: Use of Quality Funds - Evaluating and assessing the quality and effectiveness of child care services within the state/territory. ACF-118 Data Submission Center.
- U.S. Department of Health and Human Services, Administration for Children and Families, Office of Child Care. (2019). Report 7.2.1 and 7.2.1-8: Use of Quality Funds - Supporting accreditation. ACF-118 Data Submission Center.
- U.S. Department of Health and Human Services, Administration for Children and Families, Office of Child Care. (2019). Report 7.2.1 and 7.2.1-9: Use of Quality Funds - Supporting state/territory or local efforts to develop high-quality program standards relating to health, mental health, nutrition, physical activity, and physical development. ACF-118 Data Submission Center.
- U.S. Department of Health and Human Services, Administration for Children and Families, Office of Child Care. (2019). Report 7.2.1 and 7.2.1-10: Use of Quality Funds - Other activities determined by the state/territory to improve the quality of child care services and which measurement of outcomes related to improved provider preparedness, child safety, child well-being, or kindergarten entry is possible. ACF-118 Data Submission Center.

Outreach to Families with Limited English Proficiency

Application in other languages (application document, brochures, provider notices)	Yes
Informational materials in non-English languages	Yes
Website in non-English languages	Yes
Lead Agency accepts applications at local community-based locations	Yes
Bilingual caseworkers or translators available	Yes
Bilingual outreach workers	Yes
Partnerships with community-based organizations	Yes
Other	Not available
Describe Other	Not available

Not available

Source(s): U.S. Department of Health and Human Services, Administration for Children and Families, Office of Child Care. (2019). Report 2.1.1-1 and 2.1.1-2: Outreach to Families with Limited English Proficiency - Strategies the Lead Agency or partners utilize to provide outreach and services to eligible families for whom English is not their first language. ACF-118 Data Submission Center.

Outreach to Families with a Person(s) with Disabilities

Applications and public informational materials available in Braille and other communication formats for access by individuals with disabilities	Yes
Websites that are accessible (e.g., Section 508 of the Rehabilitation Act)	Not available
Caseworkers with specialized training/experience in working with individuals with disabilities	Not available
Ensuring accessibility of environments and activities for all children	Not available
Partnerships with state and local programs and associations focused on disability-related topics and issues	Yes
Partnerships with parent associations, support groups, and parent-to-parent support groups, including the Individuals with Disabilities Education Act (IDEA) federally funded Parent Training and Information Centers	Yes
Partnerships with state and local IDEA Part B, Section 619 and Part C providers and agencies	Yes
Availability and/or access to specialized services (e.g., mental health, behavioral specialists, therapists) to address the needs of all children	Not available
Other	Not available
Describe Other	Not available
Not available	

Source(s): U.S. Department of Health and Human Services, Administration for Children and Families, Office of Child Care. (2019). Report 2.1.2-1 and 2.1.2-2: Outreach to Families with Limited English Proficiency - Strategies the Lead Agency or partners utilize to provide outreach and services to eligible families with a person(s) with a disability. ACF-118 Data Submission Center.

Consumer Education Website

How the Lead Agency ensures that its website is consumer-friendly and easily accessible	<p>The Lead Agency ensures that its website is consumer-friendly and easily accessible in a variety of ways. First, the website www.idahostars.org is used as the platform to promote all information to parents and providers and is easy to navigate for users looking for information. Second, the website www.idahochildcarecheck.org is the identified website hosting all information pertaining to health inspections and substantiated complaints. Both sites include a search feature and the websites do not include jargon or complicated references. The text is written in plain language, with hover text to describe further, information pertaining to a topic or issue. The website also provides detailed information about who to contact for further information.</p>
---	--

<p>How the website ensures the widest possible access to services for families that speak languages other than English</p>	<p>The Lead Agency website as well as IdahoStars website are offered in Spanish and interpretation services are available for those calling or needing services in person. The user can use the translate option with their browser if they want to translate to another language. For operations, we have the interpreter signs in the offices with languages listed so the customer can point to the language they need. Then we connect via phone for a conference call. As soon as the customer comes to the front desk we identify the language barrier and offer.</p>
<p>How the website ensures the widest possible access to services for persons with disabilities</p>	<p>The Department, IdahoStars and Idaho Child Care Check websites are ADA compliant to ensure accessibility to person with disabilities. IDHW process for ADA compliance is listed below Compliance with ADA (Americans with Disabilities Act) is required of all web pages developed for or by the State. These standards apply for all contractors funded by DHW with federal funds. In general: Provide a text equivalent for every non-text element (for example, using the "alt" attribute). Non-text elements include images, graphical representations of text (including symbols), image map regions, animations (for example animated GIFs), applets and programmatic objects, ASCII art, scripts, images used as list bullets, spacers, graphical buttons, sounds (played with or without user interaction), stand-alone audio files, audio tracks of video, and video. Ensure that text equivalents for dynamic content are updated when the dynamic content changes. Ensure that all information conveyed with color is also available without color (for example, from context or markup). Clearly identify changes in the natural language of a web page's text and any text equivalents (for example captions). Organize web pages so that they can be read without stylesheets. For example, when an HTML page is rendered without the associated style sheets, it must still be possible to read the page. Do not use the "Blink" tag or any other method to control the flicker of an end-user's screen. Use the clearest and simplest language appropriate for a website's content. If you use images and image maps: Provide redundant text links for each active region of a server-side image map; or Provide client-side image maps instead of server-side image maps, except where the regions cannot be defined with an available geometric shape. If you use tables: For data tables, identify row and column headers; or For data tables that have two (2) or more logical levels of row or column headers, use markup to associate data cells and header cells. If you use applets and scripts, ensure that pages are usable when scripts, applets, or other programmatic objects are turned off or not supported. If this is not possible, provide equivalent information on an alternative accessible page. If you use multimedia: Until user agents can automatically read aloud the text equivalent of a visual track, provide an auditory description of the important information of the visual track of a multimedia presentation; or For any time-based multimedia presentation (for example, a movie or animation), synchronize equivalent alternatives (for example, captions or auditory descriptions of the visual track) with the presentation. If, after best efforts, you cannot create an accessible page, provide a link to an alternative page that uses World Wide Web Consortium (W3C) technologies, is accessible, has equivalent information (or functionality), and is updated as often as the inaccessible (original) page.</p>

Source(s): U.S. Department of Health and Human Services, Administration for Children and Families, Office of Child Care. (2019). Report 2.3.1, 2.3.1, and 2.3.3: Consumer Education Website. ACF-118 Data Submission Center.

FOOTNOTES

Source Footnotes:

- Demographics - Total Population 12 and Under
 - U.S. Census Bureau. (n.d.). In American Community Survey, 2010. QT-P2 Single Years of Age and Sex. Retrieved from American FactFinder:
http://factfinder2.census.gov/faces/tableservices/jsf/pages/productview.xhtml?pid=DEC_10_SF1_QTP2&prodType=table
- Demographics - Poverty Statistics
 - U.S. Census Bureau. (2020). In American Community Survey 1-Year Estimates, 2019. B17024: Age By Ratio Of Income To Poverty Level In The Past 12 Months - Universe: Population for whom poverty status is determined.
<https://data.census.gov/cedsci/table?q=B17024&g=0100000US.04000.001&hidePreview=true&table=B17024&tid=ACSDT1Y2019.B17024&lastDisplayedRow=17&vintage=2019&mode=&y=2019>
- Demographics - Children Living in Working Families
 - U.S. Census Bureau. (2020). In American Community Survey 1-Year Estimates, 2019. C23008 Age of own Children under 18 Years in Families and Subfamilies by Living Arrangements by Employment Status of Parents: Universe: Own children under 18 years in families and subfamilies.
<https://data.census.gov/cedsci/table?q=C23008&g=&hidePreview=false&table=C23008&tid=ACSDT1Y2019.C23008&lastDisplayedRow=17&vintage=2019>
- ECE Program Participation - CCDF Average Monthly Percentage of Children In Care
 - U.S. Department of Health and Human Services, Office of Child Care. (2020). FFY 2019 CCDF data tables [Preliminary estimates]. Table 9 Average Monthly Percentages of Children In Care By Age Group
<https://www.acf.hhs.gov/occ/data/fy-2019-preliminary-data-table-9>
- ECE Program Participation - CCDF Average Monthly Number of Children and Families Served
 - U.S. Department of Health and Human Services, Office of Child Care. (2020). FFY 2019 CCDF data tables [Preliminary estimates]. Table 1 Average Monthly Adjusted Number of Families and Children Served.
<https://www.acf.hhs.gov/occ/data/fy-2019-preliminary-data-table-1>
- ECE Program Participation - CCDF Average Monthly Percentages of Children Served in All Types of Care
 - U.S. Department of Health and Human Services, Office of Child Care. (2020). FFY 2019 CCDF data tables [Preliminary estimates]. Table 6 Average Monthly
<https://www.acf.hhs.gov/occ/data/fy-2019-preliminary-data-table-6>
- ECE Program Participation - Child and Adult Care Food Program (CACFP) Participation
 - Food Research and Action Center. (2020). State of the States: Child and Adult Care Food Program (CACFP) in FY 2019. http://www.frac.org/maps/sos/tables/sos_tab_cacfp.html
- ECE Program Participation - Head Start Participation
 - National Institute for Early Education Research. (2020). The 2019 state of preschool yearbook.
<http://nieer.org/state-preschool-yearbooks/2019-2>
- ECE Program Participation - Pre-kindergarten Participation
 - National Institute for Early Education Research. (2021). The 2020 state of preschool yearbook.
<https://nieer.org/state-preschool-yearbooks/yearbook2020>
- ECE Program Participation - IDEA Part C Participation
 - IDEA Data Accountability Center. (2021). Table C1-1: Number of infants and toddlers ages birth through 2 and 3

and older, and percentage of population, receiving early intervention services under IDEA, Part C, by age and state: 2020-2021. <https://www2.ed.gov/programs/osepidea/618-data/state-level-data-files/index.html#cccs>

- ECE Program Participation - IDEA Part B, Section 619 Participation
 - IDEA Data Accountability Center. (2021). Table B1-1: Number of infants and toddlers ages birth through 2 and 3 and older, and percentage of population, receiving early intervention services under IDEA, Part B, by age and state: 2020. <https://www2.ed.gov/programs/osepidea/618-data/state-level-data-files/index.html#bccee>
- ECE Funding - Child Care and Development Fund (CCDF)
 - U.S. Department of Health and Human Services, Administration for Children and Families, Office of Child Care. (2021). CCDF Expenditures for FY 2019 (all appropriation years). Table 4a: All expenditures by State-Categorical Summary. <https://www.acf.hhs.gov/occ/resource/fy-2018-ccdf-table-4a>

U.S. Department of Health and Human Services, Administration for Children and Families, Office of Child Care. (2020). CCDF Expenditures for FY 2018 (all appropriation years). Table 3a - All Expenditures by State - Detailed Summary. <https://www.acf.hhs.gov/occ/resource/fy-2018-ccdf-table-3a>
- ECE Funding - Temporary Assistance for Needy Families (TANF)
 - U.S. Department of Health and Human Services, Administration for Children and Families, Office of Family Assistance. (2020). Fiscal Year 2019 TANF Financial Data. <https://www.acf.hhs.gov/ofa/resource/tanf-financial-data-fy-2019>
- ECE Funding - Child and Adult Care Food Program (CACFP) Funding
 - Food Research and Action Center. (2020). State of the States: Child and Adult Care Food Program (CACFP) in FY 2019. http://www.frac.org/maps/sos/tables/sos_tab_cacfp.html
- ECE Funding - Head Start Funding
 - National Institute for Early Education Research. (2021). The 2020 state of preschool yearbook. <http://nieer.org/state-preschool-yearbooks/2020>
- ECE Funding - Pre-kindergarten Funding
 - National Institute for Early Education Research. (2021). The 2020 state of preschool yearbook. <https://nieer.org/state-preschool-yearbooks/yearbook2020>
- ECE Funding - IDEA Part C Funding
 - U.S. Department of Education. (2021). Fiscal Years 2019-2021 State Tables for the U.S. Department of Education. <https://www2.ed.gov/about/overview/budget/statetables/index.html>
- ECE Funding - IDEA Part B Section 619 Funding
 - U.S. Department of Education. (2021). Fiscal Years 2019-2021 State Tables for the U.S. Department of Education. <https://www2.ed.gov/about/overview/budget/statetables/index.html>
- CCDF Subsidy Program Administration - Parental Choice in Relation to Certificates, Grants, or Contracts
 - U.S. Department of Health and Human Services, Administration for Children and Families, Office of Child Care. (2019). Reports 4.1.3b, 4.1.3b-2, 4.1.3c, and 4.1.3c-2: Parental Choice in Relation to Certificates, Grants, or Contracts. ACF-118 Data Submission Center.
- CCDF Subsidy Program Administration - Eligible Children and Families
 - U.S. Department of Health and Human Services, Administration for Children and Families, Office of Child Care. (2019). Report 3.1.3 Family Size of 3: Eligible Children and Families - Income Eligibility at Determination. ACF-118 Data Submission Center.
 - U.S. Department of Health and Human Services, Administration for Children and Families, Office of Child Care. (2019). Reports 3.1.6 and 3.1.6-2: Eligible Children and Families - Approaches Used for Promoting Continuity of Care. ACF-118 Data Submission Center.
- CCDF Subsidy Program Administration - Increasing Access for Vulnerable Children and Families

- U.S. Department of Health and Human Services, Administration for Children and Families, Office of Child Care. (2019). Reports 3.2.2a, 3.2.2b, 3.2.2c, 3.2.2d, 3.2.2a-2, 3.2.2b-2, 3.2.2c-2, and 3.2.2d-2: Increasing Access for Vulnerable Children and Families. ACF-118 Data Submission Center.
- CCDF Subsidy Program Administration - Family Contribution to Payment
 - U.S. Department of Health and Human Services, Administration for Children and Families, Office of Child Care. (2019). Report 3.4.1a Family Size of 3: Family Contribution to Payment - CCDF Co-Payments by Family Size. ACF-118 Data Submission Center.
 - U.S. Department of Health and Human Services, Administration for Children and Families, Office of Child Care. (2019). Report 3.4.4: Family Contribution to Payment - Family Contribution to Payment. ACF-118 Data Submission Center.
- CCDF Subsidy Program Administration - Setting Payment Rates
 - U.S. Department of Health and Human Services, Administration for Children and Families, Office of Child Care. (2019). Report 4.3.1: Setting Payment Rates. ACF-118 Data Submission Center.
- CCDF Subsidy Program Administration - Costs
 - U.S. Department of Health and Human Services, Administration for Children and Families, Office of Child Care. (2019). Report 4.2.5a: Setting Payment Rates. ACF-118 Data Submission Center.
- Health and Safety - Licensing
 - National Center on Early Childhood Quality Assurance. (2021). 2020 Child Care Licensing Study: Analysis of child care licensing regulations. [Unpublished data].
 - National Center on Early Childhood Quality Assurance. (2021). 2020 Child Care Licensing Study: Analysis of child care licensing regulations. [Unpublished data].

 - U.S. Department of Health and Human Services, Administration for Children and Families, Office of Child Care. (2019). Report 5.2.1a-5_6_7: Standards on ratios, group sizes, and qualifications for CCDF providers.- exempt child care centers. ACF-118 Data Submission Center.
- Quality Improvements - Use of Quality Funds
 - U.S. Department of Health and Human Services, Administration for Children and Families, Office of Child Care. (2019). Reports 7.2.1 and 7.2.1-1: Use of Quality Funds - Supporting the training and professional development of the child care workforce. ACF-118 Data Submission Center.
 - U.S. Department of Health and Human Services, Administration for Children and Families, Office of Child Care. (2019). Report 7.2.1 and 7.2.1-2: Use of Quality Funds - Developing, maintaining, or implementing early learning and developmental guidelines. ACF-118 Data Submission Center.
 - U.S. Department of Health and Human Services, Administration for Children and Families, Office of Child Care. (2019). Report 7.2.1 and 7.2.1-3: Use of Quality Funds - Developing, implementing, or enhancing a tiered quality rating and improvement system. ACF-118 Data Submission Center.
 - U.S. Department of Health and Human Services, Administration for Children and Families, Office of Child Care. (2019). Report 7.2.1 and 7.2.1-4: Use of Quality Funds - Improving the supply and quality of child care services for infants and toddlers. ACF-118 Data Submission Center.
 - U.S. Department of Health and Human Services, Administration for Children and Families, Office of Child Care. (2019). Report 7.2.1 and 7.2.1-5: Use of Quality Funds - Establishing or expanding a statewide system of CCR&R services. ACF-118 Data Submission Center.
 - U.S. Department of Health and Human Services, Administration for Children and Families, Office of Child Care. (2019). Report 7.2.1 and 7.2.1-6: Use of Quality Funds - Facilitating compliance with state/territory requirements for inspection, monitoring, training, and health and safety standards. ACF-118 Data Submission Center.
 - U.S. Department of Health and Human Services, Administration for Children and Families, Office of Child Care. (2019). Report 7.2.1 and 7.2.1-7: Use of Quality Funds - Evaluating and assessing the quality and effectiveness

of child care services within the state/territory. ACF-118 Data Submission Center.

- U.S. Department of Health and Human Services, Administration for Children and Families, Office of Child Care. (2019). Report 7.2.1 and 7.2.1-8: Use of Quality Funds - Supporting accreditation. ACF-118 Data Submission Center.
- U.S. Department of Health and Human Services, Administration for Children and Families, Office of Child Care. (2019). Report 7.2.1 and 7.2.1-9: Use of Quality Funds - Supporting state/territory or local efforts to develop high-quality program standards relating to health, mental health, nutrition, physical activity, and physical development. ACF-118 Data Submission Center.
- U.S. Department of Health and Human Services, Administration for Children and Families, Office of Child Care. (2019). Report 7.2.1 and 7.2.1-10: Use of Quality Funds - Other activities determined by the state/territory to improve the quality of child care services and which measurement of outcomes related to improved provider preparedness, child safety, child well-being, or kindergarten entry is possible. ACF-118 Data Submission Center.
- Quality Improvements - Outreach to Families with Limited English Proficiency
 - U.S. Department of Health and Human Services, Administration for Children and Families, Office of Child Care. (2019). Report 2.1.1-1 and 2.1.1-2: Outreach to Families with Limited English Proficiency - Strategies the Lead Agency or partners utilize to provide outreach and services to eligible families for whom English is not their first language. ACF-118 Data Submission Center.
 - U.S. Department of Health and Human Services, Administration for Children and Families, Office of Child Care. (2019). Report 2.1.2-1 and 2.1.2-2: Outreach to Families with Limited English Proficiency - Strategies the Lead Agency or partners utilize to provide outreach and services to eligible families with a person(s) with a disability. ACF-118 Data Submission Center.
- Quality Improvements - Consumer Education Website
 - U.S. Department of Health and Human Services, Administration for Children and Families, Office of Child Care. (2019). Report 2.3.1, 2.3.1, and 2.3.3: Consumer Education Website. ACF-118 Data Submission Center.

State Capacity Building Center, A Service of the Office of Child Care

9300 Lee Highway, Fairfax VA, 22031 | Phone: 877-296-2401 | Email: CapacityBuildingCenter@ecetta.info