



STATE/TERRITORY PROFILE - GUAM

This profile highlights a current innovative effort to promote a subsidy system that is child-focused, family friendly, and fair to providers. It also provides demographic information, Early Care and Education (ECE) program participation and funding, subsidy innovation and program integrity information, program quality improvement activities, and professional development and workforce initiatives. Sources and links are provided at the end of the document

DEMOGRAPHICS

Total Population 12 and Under

Data not available.

Source(s): U.S. Census Bureau. (n.d.). In American Community Survey, 2010. QT-P2 Single Years of Age and Sex. Retrieved from American FactFinder:

http://factfinder2.census.gov/faces/tableservices/jsf/pages/productview.xhtml?pid=DEC_10_SF1_QTP2&prodType=table

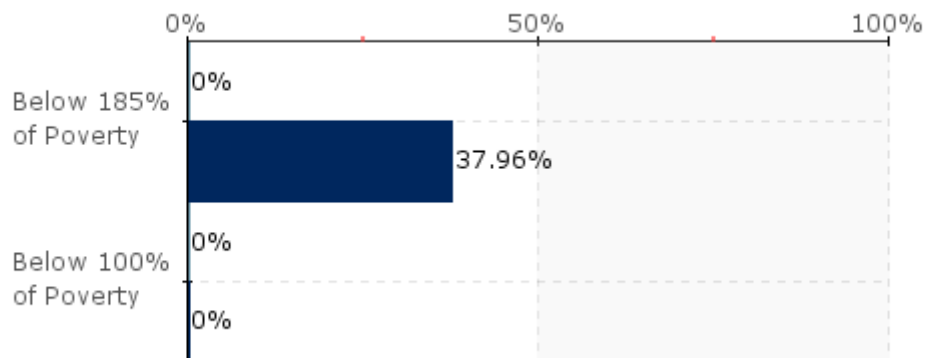
Children Living in Working Families

Data not available.

Source(s): U.S. Census Bureau. (2020). In American Community Survey 1-Year Estimates, 2019. B17024: Age By Ratio Of Income To Poverty Level In The Past 12 Months - Universe: Population for whom poverty status is determined.

<https://data.census.gov/cedsci/table?q=B17024&g=0100000US.04000.001&hidePreview=true&table=B17024&tid=ACSDT1Y2019.B17024&lastDisplayedRow=17&vintage=2019&mode=&y=2019>

Poverty Statistics

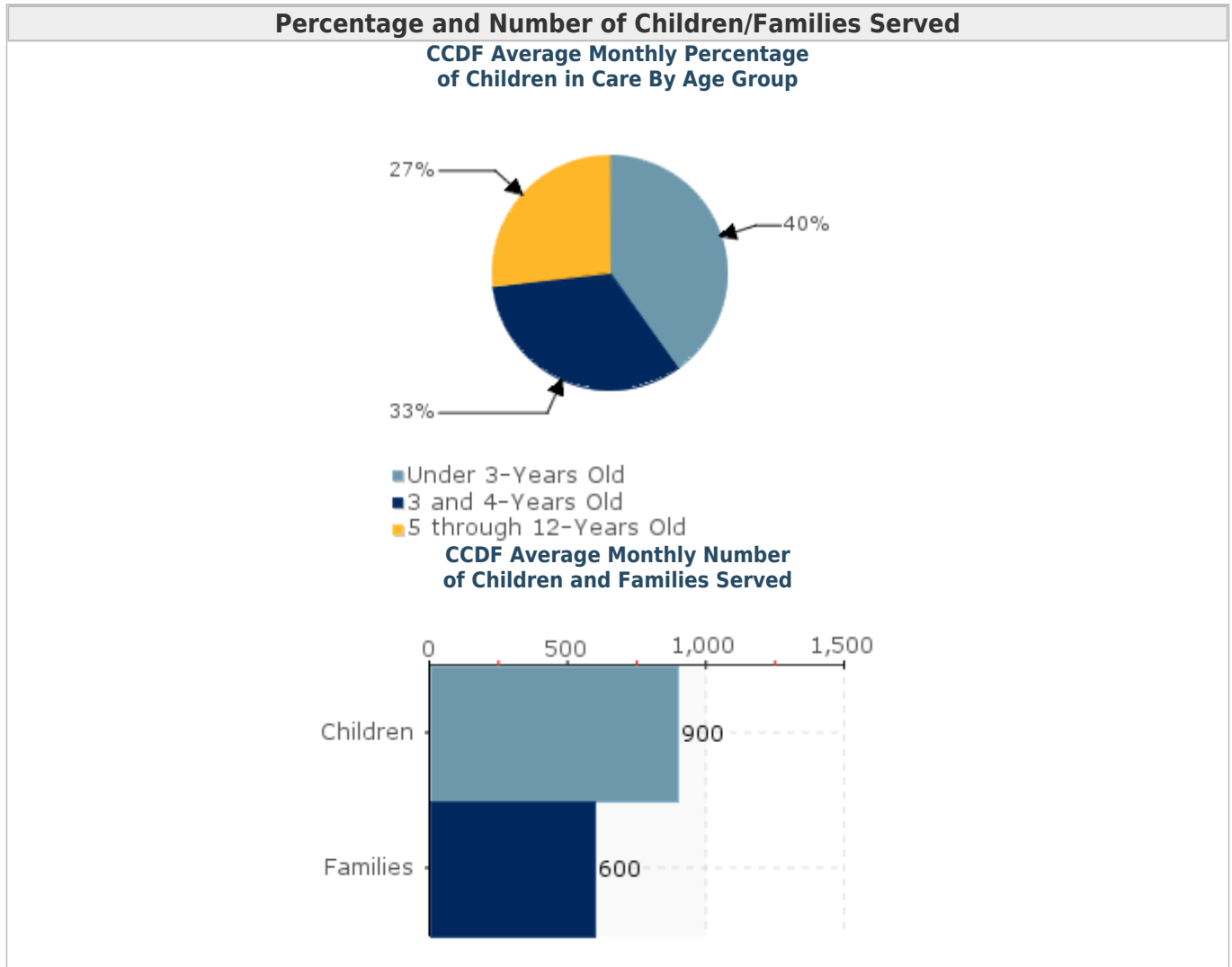


	Below 100% of Poverty	Below 185% of Poverty
■ Under 6-Years Old	0%	0%
■ 6 to 17-Years Old	0%	37.96%

Source(s): U.S. Census Bureau. (2020). In American Community Survey 1-Year Estimates, 2019. C23008 Age of own Children under 18 Years in Families and Subfamilies by Living Arrangements by Employment Status of Parents: Universe: Own children under 18 years in families and subfamilies.

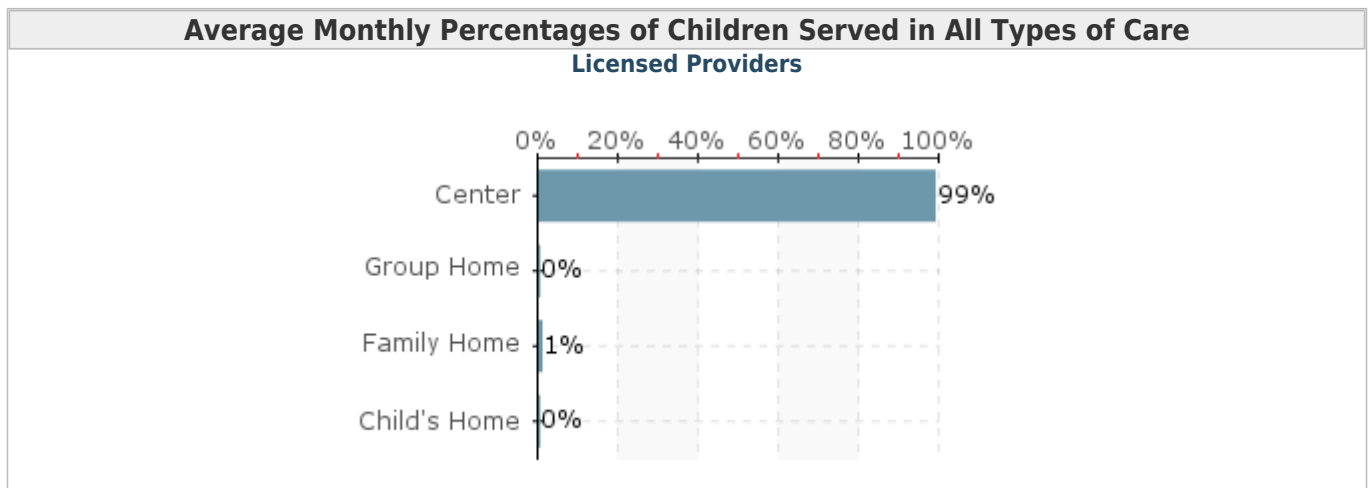
<https://data.census.gov/cedsci/table?q=C23008&g=&hidePreview=false&table=C23008&tid=ACSDT1Y2019.C23008&lastDisplayedRow=17&vintage=2019>

ECE PROGRAM PARTICIPATION AND FUNDING

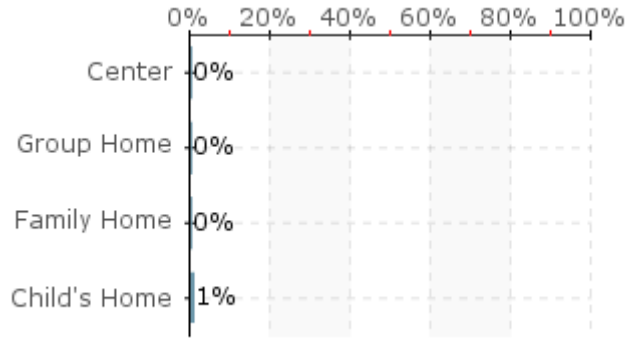


Source(s): U.S. Department of Health and Human Services, Office of Child Care. (2020). FFY 2019 CCDF data tables [Preliminary estimates]. Table 9 Average Monthly Percentages of Children In Care By Age Group <https://www.acf.hhs.gov/occ/data/fy-2019-preliminary-data-table-9>

1. U.S. Department of Health and Human Services, Office of Child Care. (2020). FFY 2019 CCDF data tables [Preliminary estimates]. Table 1 Average Monthly Adjusted Number of Families and Children Served. <https://www.acf.hhs.gov/occ/data/fy-2019-preliminary-data-table-1>



Non-Licensed Providers



Note: Unregulated provider data includes relative and non-relative care.

Source(s): U.S. Department of Health and Human Services, Office of Child Care. (2020). FFY 2019 CCDF data tables [Preliminary estimates]. Table 6 Average Monthly
<https://www.acf.hhs.gov/occ/data/fy-2019-preliminary-data-table-6>

Child Care and Development Fund (CCDF)

◦ Total CCDF Expenditure (Including Quality):	\$6,965,949
◦ CCDF Federal Expenditure:	\$6,965,949
◦ CCDF State/Territory Expenditure:	Not available

Source(s): U.S. Department of Health and Human Services, Administration for Children and Families, Office of Child Care. (2021). CCDF Expenditures for FY 2019 (all appropriation years). Table 4a: All expenditures by State-Categorical Summary. <https://www.acf.hhs.gov/occ/resource/fy-2018-ccdf-table-4a>

U.S. Department of Health and Human Services, Administration for Children and Families, Office of Child Care. (2020). CCDF Expenditures for FY 2018 (all appropriation years). Table 3a - All Expenditures by State - Detailed Summary. <https://www.acf.hhs.gov/occ/resource/fy-2018-ccdf-table-3a>

CCDF Quality Expenditures

◦ Total Quality Expenditure:	\$1,442,640
◦ Quality Activities (Set Aside Funds):	\$1,442,640
◦ Infant and Toddler (Targeted Funds):	Not available
◦ Quality Expansion Funds (Targeted Funds):	Not available
◦ School-Age/Resource and Referral (Targeted Funds):	Not available

Temporary Assistance for Needy Families (TANF) for Child Care

◦ TANF - Total Child Care Expenditure:	Not available
◦ TANF - Direct Expenditure on Child Care:	Not available
◦ TANF - Transfer to CCDF:	Not available

ChildCare Tax Credits

◦ Tax Credit Federal Total Amount Claimed:	Not available
◦ Tax Credit Federal Number of Claims:	Not available
◦ State/Territory Tax Credit Available - 2015:	Not available
◦ State/Territory Tax Credit Refundable:	Not available

Child and Adult Care Food Program (CACFP)

◦ CACFP Funding:	Not available
◦ Number of Family Child Care Homes Participating:	Not available
◦ Number of Child Care Centers (includes Head Start Programs) Participating:	Not available

Source(s): Food Research and Action Center. (2020). State of the States: Child and Adult Care Food Program (CACFP) in FY 2019. http://www.frac.org/maps/sos/tables/sos_tab_cacfp.html

Head Start

◦ Head Start Federal Allocation:	\$3,704,262
◦ Head Start State/Territory Allocation:	Not available
◦ Number of Children Participating:	534

Source(s): National Institute for Early Education Research. (2021). The 2020 state of preschool yearbook. <http://nieer.org/state-preschool-yearbooks/2020>

IDEA Part B, Section 619

◦ IDEA Part B Funding:	Not available
◦ Number of Children Served (Ages 3- through 5-Years-Old):	148

Source(s): U.S. Department of Education. (2021). Fiscal Years 2019-2021 State Tables for the U.S. Department of Education. <https://www2.ed.gov/about/overview/budget/statetables/index.html>

IDEA Part C

◦ IDEA Part C Funding:	\$1,544,042
◦ Number of Children Served (Ages Birth through 2-Years-Old):	157

Source(s): U.S. Department of Education. (2021). Fiscal Years 2019-2021 State Tables for the U.S. Department of Education. <https://www2.ed.gov/about/overview/budget/statetables/index.html>

Pre-kindergarten

◦ Pre-kindergarten Total Expenditure:	\$385,434
---------------------------------------	-----------

◦ Enrollment (4-year-olds and under):	71
---------------------------------------	----

Note: Total Expenditure includes all State/Territory, Local, and Federal dollars. In addition to 3 and 4-year-olds, some Pre-kindergarten programs enroll children of other ages.

Source(s): National Institute for Early Education Research. (2021). The 2020 state of preschool yearbook. <https://nieer.org/state-preschool-yearbooks/yearbook2020>

CCDF SUBSIDY PROGRAM ADMINISTRATION

Income Eligibility at Determination

(a)	(b)	(c)	(d)	
Family Size	100 % of SMI (\$/Month)	85% of SMI(\$/Month) [Multiply(a) by 0.85]	(IF APPLICABLE) (\$/Month) Maximum Initial or First Tier Income Limit (or Threshold) if Lower Than 85% of Current SMI	IF APPLICABLE) (% of SMI) [Divide(c) by (a), multiply by 100] Income Level if Lower Than 85% of Current SMI
3	\$1,680.00	\$1,428.00	N/a	N/A

Source(s): U.S. Department of Health and Human Services, Administration for Children and Families, Office of Child Care. (2019). Report 3.1.3 Family Size of 3: Eligible Children and Families - Income Eligibility at Determination. ACF-118 Data Submission Center.

Approaches Used for Promoting Continuity of Care

◦ Coordinating with Head Start, prekindergarten, or other early learning programs to create a package of arrangements that accommodates parents' work schedules	Not available
◦ Inquiring about whether the child has an Individualized Education Program (IEP) or Individual Family Services Plan (IFSP)	Not available
◦ Establishing minimum eligibility periods greater than 12 months	Not available
◦ Using cross-enrollment or referrals to other public benefits	Not available
◦ Working with IDEA Part B, Section 619 and Part C staff to explore how services included in a child's IEP or IFSP can be supported and/or provided onsite and in collaboration with child care services	Not available
◦ Providing more intensive case management for families with children with multiple risk factors;	Not available
◦ Implementing policies and procedures that promote universal design to ensure that activities and environments are accessible to all children, including children with sensory, physical, or other disabilities	Not available
◦ Other:	Not available
Not available	

Source(s): U.S. Department of Health and Human Services, Administration for Children and Families, Office of Child GUAM | December 2021

Increasing Access for Vulnerable Children and Families

Children with Special Needs	
◦ Prioritize for enrollment	Not available
◦ Serve without placing these populations on waiting lists	Not available
◦ Waive co-payments	Not available
◦ Pay higher rates for access to higher quality care	Not available
◦ Use grants or contracts to reserve slots for priority populations	Not available
◦ Other:	Not available
Not available	
Families with Very Low Incomes	
◦ Prioritize for enrollment	Not available
◦ Serve without placing these populations on waiting lists	Not available
◦ Waive co-payments	Yes
◦ Pay higher rates for access to higher quality care	Not available
◦ Use grants or contracts to reserve slots for priority populations	Not available
◦ Other:	Not available
Not available	
Children Experiencing Homelessness	
◦ Prioritize for enrollment	Yes
◦ Serve without placing these populations on waiting lists	Yes
◦ Waive co-payments	Yes
◦ Pay higher rates for access to higher quality care	Not available
◦ Use grants or contracts to reserve slots for priority populations	Not available
◦ Other:	Not available
Not available	
Families Receiving TANF*	
◦ Prioritize for enrollment	Not available

◦ Serve without placing these populations on waiting lists	Not available
◦ Waive co-payments	Not available
◦ Pay higher rates for access to higher quality care	Not available
◦ Use grants or contracts to reserve slots for priority populations	Not available
◦ Other:	Not available
Not available	

* Includes families receiving TANF program funds, those transitioning off TANF through work activities, or those at risk of becoming dependent on TANF.

Source(s): U.S. Department of Health and Human Services, Administration for Children and Families, Office of Child Care. (2019). Reports 3.2.2a, 3.2.2b, 3.2.2c, 3.2.2d, 3.2.2a-2, 3.2.2b-2, 3.2.2c-2, and 3.2.2d-2: Increasing Access for Vulnerable Children and Families. ACF-118 Data Submission Center.

Use of Grants or Contracts to Increase the Supply of Specific Types of Child Care

◦ Programs to serve children with disabilities	Yes
◦ Programs to serve infants and toddlers	Yes
◦ Programs to serve school-age children	Yes
◦ Programs to serve children needing non-traditional hour care	Yes
◦ Programs to serve children experiencing homelessness	Not available
◦ Programs to serve children in underserved areas	Not available
◦ Programs that serve children with diverse linguistic or cultural backgrounds	Not available
◦ Programs that serve specific geographic areas (urban)	Not available
◦ Programs that serve specific geographic areas (rural)	Not available
◦ Other:	Not available
Not available	

Use of Grants or Contracts to Increase the Quality of Specific Types of Child Care

◦ Programs to serve children with disabilities	Yes
◦ Programs to serve infants and toddlers	Yes
◦ Programs to serve school-age children	Yes
◦ Programs to serve children needing non-traditional hour care	Yes
◦ Programs to serve children experiencing homelessness	Not available

◦ Programs to serve children in underserved areas	Not available
◦ Programs that serve children with diverse linguistic or cultural backgrounds	Not available
◦ Programs that serve specific geographic areas (urban)	Not available
◦ Programs that serve specific geographic areas (rural)	Not available
◦ Other:	Not available
Not available	

Base payment rates and percentiles

Age	Center	Percentile of most recent MRS	Family Child Care	Percentile of most recent MRS
Infant	\$ 675.00/ month	75th	\$ 675.00/ month	75th
Toddler	\$ 675.00/ month	75th	\$ 600.00/ month	75th
Preschool	\$ 600.00/ month	75th	\$ 570.00/ month	75th
School Age	\$ 570.00/ month	75th	\$ 500.00/ month	75th
Effective date of payment rates: 10/1/2016				
Market rate survey (MRS) date: 7/31/2018				

Source(s): U.S. Department of Health and Human Services, Administration for Children and Families, Office of Child Care. (2019). Report 4.3.1: Setting Payment Rates. ACF-118 Data Submission Center.

U.S. Department of Health and Human Services, Administration for Children and Families, Office of Child Care. (2019). Report 4.2.5a: Setting Payment Rates. ACF-118 Data Submission Center.

Tiered Reimbursement or Differential Rates

◦ Differential rate for non-traditional hours. Describe	Not available
◦ Differential rate for children with special needs, as defined by the state/territory.	Not available
◦ Differential rate for infants and toddlers. Note: Do not check if the Lead Agency has a different base rate for infants/toddlers with no separate bonus or add-on	Not available
◦ Differential rate for school-age programs. Note: Do not check if the Lead Agency has a different base rate for school-age children with no separate bonus or add-on.	Not available
◦ Differential rate for higher quality, as defined by the state/territory.	Not available
◦ Other differential rates or tiered rates.	Not available
◦ Tiered or differential rates are not implemented.	Yes

CCDF Co-Payments by Family Size

CCDF Co-Payments by Family Size

	(a)	(b)	(c)	(d)	(e)	(f)
Family Size	Lowest “Entry” Income Level Where Family Is First Charged Co-Pay (Greater Than \$0)	What Is the Monthly Co-Payment for a Family of This Size Based on the Income Level in (a)?	The Co-Payment in Column (b) is What Percentage of the Income in Column (a)?	Highest “Entry” Income Level Before a Family Is No Longer Eligible	What Is the Monthly Co-Payment for a Family of This Size Based on the Income Level in (d)?	The Co-Payment in Column (e) is What Percentage of the Income in Column (d)?
3	\$1,523.00	\$125.00	8.2	\$2,283.00	\$250.00	9.1

Source(s): U.S. Department of Health and Human Services, Administration for Children and Families, Office of Child Care. (2019). Report 3.4.1a Family Size of 3: Family Contribution to Payment - CCDF Co-Payments by Family Size. ACF-118 Data Submission Center.

Family Contribution to Payment

◦ No, the Lead Agency does not waive family contributions/co-payments.	Yes
◦ Yes, the Lead Agency waives family contributions/co-payments for families with an income at or below the Federal poverty level for families of the same size.	Not available
◦ Yes, the Lead Agency waives family contributions/co-payments for families who are receiving or needing to receive protective services, as determined by the Lead Agency for purposes of CCDF eligibility. Describe the policy and provide the policy citation..	Not available
◦ Describe contributions/co-payments for families who are receiving or needing to receive protective services	Not available

<ul style="list-style-type: none"> ◦ Yes, the Lead Agency waives family contributions/co-payments for other criteria established by the Lead Agency. Describe the policy and provide the policy citation 	<p>Not available</p>
<ul style="list-style-type: none"> ◦ Describe contributions/co-payments for other criteria (See table below) 	<p>Not available</p>
<p>Not available</p>	

Source(s): U.S. Department of Health and Human Services, Administration for Children and Families, Office of Child Care. (2019). Report 3.4.4: Family Contribution to Payment - Family Contribution to Payment. ACF-118 Data Submission Center.

HEALTH AND SAFETY

Child-Staff Ratios by Group Size by Age of Children for Licensed Child Care Centers

Age of Children	Child-Staff Ratio	Group Size
Infant (11 months)	4:1	Not available
Toddler (35 months)	10:1	Not available
Preschool (59months)	15:1	Group size not regulated
School-age (6 years)	20:1	Group size not regulated
School-age (10 years and older)	20:1	Not available
If any of the responses above are different for exempt child care centers, describe which requirements apply:	Described Below	
Ratio		

Source(s): National Center on Early Childhood Quality Assurance. (2021). 2020 Child Care Licensing Study: Analysis of child care licensing regulations. [Unpublished data].

U.S. Department of Health and Human Services, Administration for Children and Families, Office of Child Care. (2019). Report 5.2.1a-5_6_7: Standards on ratios, group sizes, and qualifications for CCDF providers.- exempt child care centers. ACF-118 Data Submission Center.

QUALITY IMPROVEMENT

Use of Quality Funds

	Yes/No	CCDF Funds	Other Funds	Other (describe)
Supporting the training and professional development of the child care workforce	Yes	Yes	Not available	Described Below
Developing, maintaining, or implementing early learning and developmental guidelines	Yes	Yes	Not available	Described Below
Developing, implementing, or enhancing a tiered quality rating and improvement system	Not available	Not available	Not available	Not available
Improving the supply and quality of child care services for infants and toddlers	Yes	Yes	Not available	Described Below
Establishing or expanding a statewide system of CCR&R services	Yes	Yes	Not available	The GELG birth to 36 months and 3 -5 years printed using CCDF funds were provided to the University of Guam's Center for Excellence in Developmental Disabilities Education Research and Service (CEDDERS) office who will in turn use the generated books for training to daycare provider employees and parents.
Facilitating compliance with state/territory requirements for inspection, monitoring, training, and health and safety standards	Not available	Yes	Not available	Described Below

	Yes/No	CCDF Funds	Other Funds	Other (describe)
Evaluating and assessing the quality and effectiveness of child care services within the state/territorys	Not available	Not available	Not available	Not available
Supporting accreditation	Not available	Not available	Not available	Not available
Supporting state/territory or local efforts to develop high-quality program standards relating to health, mental health, nutrition, physical activity, and physical development	Not available	Not available	Not available	Not available
Other activities determined by the state/territory to improve the quality of child care services and which measurement of outcomes related to improved provider preparedness, child safety, child well-being, or kindergarten entry is possible	Not available	Not available	Not available	Not available

Use of Quality Funds - Continued

	Other (describe)
Supporting the training and professional development of the child care workforce	The Lead Agency has three Early Childhood Education (ECE) contracts with the Guam Community College (GCC) consisting of Developmentally Appropriate Practices, College Courses and Quality Improvement activities. The services from the GCC are for the daycare providers professional development to ensure that staff are current with all ECE activities and requirements.

	Other (describe)
Developing, maintaining, or implementing early learning and developmental guidelines	The Lead Agency used CCDF funds to print the Guam Early Learning Guidelines that will be used at trainings and outreaches for daycare staff and parents.
Developing, implementing, or enhancing a tiered quality rating and improvement system	Not available
Improving the supply and quality of child care services for infants and toddlers	Copies of the Guam Early Learning Guidelines (GELG) were produced using CCDF funds that in turn improves the supply and quality of child care services for infants and toddlers.
Facilitating compliance with state/territory requirements for inspection, monitoring, training, and health and safety standards	The CCDF grant quality funds supplements the salaries of the Bureau of Social Service Administration's (BOSSA) compliance officer and the Division of Environmental Health's (DEH) inspectors at 25%. Both the BOSSA compliance officer and DEH inspectors conduct inspections at all day care centers islandwide and respond to complaints as needed which supports the health and safety of infant, toddlers and school age children.
Evaluating and assessing the quality and effectiveness of child care services within the state/territorys	Not available
Supporting accreditation	Not available
Supporting state/territory or local efforts to develop high-quality program standards relating to health, mental health, nutrition, physical activity, and physical development	Not available
Other activities determined by the state/territory to improve the quality of child care services and which measurement of outcomes related to improved provider preparedness, child safety, child well-being, or kindergarten entry is possible	Not available

Source(s):

- U.S. Department of Health and Human Services, Administration for Children and Families, Office of Child Care. (2019). Reports 7.2.1 and 7.2.1-1: Use of Quality Funds - Supporting the training and professional development of

the child care workforce. ACF-118 Data Submission Center.

- U.S. Department of Health and Human Services, Administration for Children and Families, Office of Child Care. (2019). Report 7.2.1 and 7.2.1-2: Use of Quality Funds - Developing, maintaining, or implementing early learning and developmental guidelines. ACF-118 Data Submission Center.
- U.S. Department of Health and Human Services, Administration for Children and Families, Office of Child Care. (2019). Report 7.2.1 and 7.2.1-3: Use of Quality Funds - Developing, implementing, or enhancing a tiered quality rating and improvement system. ACF-118 Data Submission Center.
- U.S. Department of Health and Human Services, Administration for Children and Families, Office of Child Care. (2019). Report 7.2.1 and 7.2.1-4: Use of Quality Funds - Improving the supply and quality of child care services for infants and toddlers. ACF-118 Data Submission Center.
- U.S. Department of Health and Human Services, Administration for Children and Families, Office of Child Care. (2019). Report 7.2.1 and 7.2.1-5: Use of Quality Funds - Establishing or expanding a statewide system of CCR&R services. ACF-118 Data Submission Center.
- U.S. Department of Health and Human Services, Administration for Children and Families, Office of Child Care. (2019). Report 7.2.1 and 7.2.1-6: Use of Quality Funds - Facilitating compliance with state/territory requirements for inspection, monitoring, training, and health and safety standards. ACF-118 Data Submission Center.
- U.S. Department of Health and Human Services, Administration for Children and Families, Office of Child Care. (2019). Report 7.2.1 and 7.2.1-7: Use of Quality Funds - Evaluating and assessing the quality and effectiveness of child care services within the state/territory. ACF-118 Data Submission Center.
- U.S. Department of Health and Human Services, Administration for Children and Families, Office of Child Care. (2019). Report 7.2.1 and 7.2.1-8: Use of Quality Funds - Supporting accreditation. ACF-118 Data Submission Center.
- U.S. Department of Health and Human Services, Administration for Children and Families, Office of Child Care. (2019). Report 7.2.1 and 7.2.1-9: Use of Quality Funds - Supporting state/territory or local efforts to develop high-quality program standards relating to health, mental health, nutrition, physical activity, and physical development. ACF-118 Data Submission Center.
- U.S. Department of Health and Human Services, Administration for Children and Families, Office of Child Care. (2019). Report 7.2.1 and 7.2.1-10: Use of Quality Funds - Other activities determined by the state/territory to improve the quality of child care services and which measurement of outcomes related to improved provider preparedness, child safety, child well-being, or kindergarten entry is possible. ACF-118 Data Submission Center.

Outreach to Families with Limited English Proficiency

Application in other languages (application document, brochures, provider notices)	Not available
Informational materials in non-English languages	Not available
Website in non-English languages	Not available
Lead Agency accepts applications at local community-based locations	Not available
Bilingual caseworkers or translators available	Yes
Bilingual outreach workers	Not available
Partnerships with community-based organizations	Yes
Other	Not available
Describe Other	Not available

Not available

Source(s): U.S. Department of Health and Human Services, Administration for Children and Families, Office of Child Care. (2019). Report 2.1.1-1 and 2.1.1-2: Outreach to Families with Limited English Proficiency - Strategies the Lead Agency or partners utilize to provide outreach and services to eligible families for whom English is not their first language. ACF-118 Data Submission Center.

Outreach to Families with a Person(s) with Disabilities

Applications and public informational materials available in Braille and other communication formats for access by individuals with disabilities	Not available
Websites that are accessible (e.g., Section 508 of the Rehabilitation Act)	Not available
Caseworkers with specialized training/experience in working with individuals with disabilities	Not available
Ensuring accessibility of environments and activities for all children	Yes
Partnerships with state and local programs and associations focused on disability-related topics and issues	Yes
Partnerships with parent associations, support groups, and parent-to-parent support groups, including the Individuals with Disabilities Education Act (IDEA) federally funded Parent Training and Information Centers	Not available
Partnerships with state and local IDEA Part B, Section 619 and Part C providers and agencies	Not available
Availability and/or access to specialized services (e.g., mental health, behavioral specialists, therapists) to address the needs of all children	Not available
Other	Not available
Describe Other	Not available
Not available	

Source(s): U.S. Department of Health and Human Services, Administration for Children and Families, Office of Child Care. (2019). Report 2.1.2-1 and 2.1.2-2: Outreach to Families with Limited English Proficiency - Strategies the Lead Agency or partners utilize to provide outreach and services to eligible families with a person(s) with a disability. ACF-118 Data Submission Center.

Consumer Education Website

How the Lead Agency ensures that its website is consumer-friendly and easily accessible	Guam has not completed the implementation of the required state level and provider level consumer education website that is consumer-friendly and easily accessible with the provider search functionality. The Guam CCDF Office is working with the contractor, Guam Community College on complete the required functionalities.
How the website ensures the widest possible access to services for families that speak languages other than English	Guam has not completed the implementation of the required state level and provider level consumer education website that is consumer-friendly and easily accessible with the provider search functionality. The Guam CCDF Office is working with the contractor, Guam Community College to complete the required functionalities. During the interim period, until a compliant website is launched, the CCDF office will provide interpreter services at no cost for persons who speak languages other than English to access the resource and referral information.

<p>How the website ensures the widest possible access to services for persons with disabilities</p>	<p>Guam has not completed the implementation of the required state level and provider level consumer education website that is consumer-friendly and easily accessible with the provider search functionality. The Guam CCDF Office is working with the contractor, Guam Community College to complete the required functionalities.</p> <p>During the interim period, until a compliant website is launched, the CCDF office will provide reasonable accommodations for persons with disabilities to access the resource and referral information and services.</p>
---	--

Source(s): U.S. Department of Health and Human Services, Administration for Children and Families, Office of Child Care. (2019). Report 2.3.1, 2.3.1, and 2.3.3: Consumer Education Website. ACF-118 Data Submission Center.

FOOTNOTES

Source Footnotes:

- Demographics - Total Population 12 and Under
 - U.S. Census Bureau. (n.d.). In American Community Survey, 2010. QT-P2 Single Years of Age and Sex. Retrieved from American FactFinder:
http://factfinder2.census.gov/faces/tableservices/jsf/pages/productview.xhtml?pid=DEC_10_SF1_QTP2&prodType=table
- Demographics - Poverty Statistics
 - U.S. Census Bureau. (2020). In American Community Survey 1-Year Estimates, 2019. B17024: Age By Ratio Of Income To Poverty Level In The Past 12 Months - Universe: Population for whom poverty status is determined.
<https://data.census.gov/cedsci/table?q=B17024&g=0100000US.04000.001&hidePreview=true&table=B17024&tid=ACSDT1Y2019.B17024&lastDisplayedRow=17&vintage=2019&mode=&y=2019>
- Demographics - Children Living in Working Families
 - U.S. Census Bureau. (2020). In American Community Survey 1-Year Estimates, 2019. C23008 Age of own Children under 18 Years in Families and Subfamilies by Living Arrangements by Employment Status of Parents: Universe: Own children under 18 years in families and subfamilies.
<https://data.census.gov/cedsci/table?q=C23008&g=&hidePreview=false&table=C23008&tid=ACSDT1Y2019.C23008&lastDisplayedRow=17&vintage=2019>
- ECE Program Participation - CCDF Average Monthly Percentage of Children In Care
 - U.S. Department of Health and Human Services, Office of Child Care. (2020). FFY 2019 CCDF data tables [Preliminary estimates]. Table 9 Average Monthly Percentages of Children In Care By Age Group
<https://www.acf.hhs.gov/occ/data/fy-2019-preliminary-data-table-9>
- ECE Program Participation - CCDF Average Monthly Number of Children and Families Served
 - U.S. Department of Health and Human Services, Office of Child Care. (2020). FFY 2019 CCDF data tables [Preliminary estimates]. Table 1 Average Monthly Adjusted Number of Families and Children Served.
<https://www.acf.hhs.gov/occ/data/fy-2019-preliminary-data-table-1>
- ECE Program Participation - CCDF Average Monthly Percentages of Children Served in All Types of Care
 - U.S. Department of Health and Human Services, Office of Child Care. (2020). FFY 2019 CCDF data tables [Preliminary estimates]. Table 6 Average Monthly
<https://www.acf.hhs.gov/occ/data/fy-2019-preliminary-data-table-6>
- ECE Program Participation - Child and Adult Care Food Program (CACFP) Participation
 - Food Research and Action Center. (2020). State of the States: Child and Adult Care Food Program (CACFP) in FY 2019. http://www.frac.org/maps/sos/tables/sos_tab_cacfp.html
- ECE Program Participation - Head Start Participation
 - National Institute for Early Education Research. (2020). The 2019 state of preschool yearbook.
<http://nieer.org/state-preschool-yearbooks/2019-2>
- ECE Program Participation - Pre-kindergarten Participation
 - National Institute for Early Education Research. (2021). The 2020 state of preschool yearbook.
<https://nieer.org/state-preschool-yearbooks/yearbook2020>
- ECE Program Participation - IDEA Part C Participation
 - IDEA Data Accountability Center. (2021). Table C1-1: Number of infants and toddlers ages birth through 2 and 3

and older, and percentage of population, receiving early intervention services under IDEA, Part C, by age and state: 2020-2021. <https://www2.ed.gov/programs/osepidea/618-data/state-level-data-files/index.html#cccs>

- ECE Program Participation - IDEA Part B, Section 619 Participation
 - IDEA Data Accountability Center. (2021). Table B1-1: Number of infants and toddlers ages birth through 2 and 3 and older, and percentage of population, receiving early intervention services under IDEA, Part B, by age and state: 2020. <https://www2.ed.gov/programs/osepidea/618-data/state-level-data-files/index.html#bccee>
- ECE Funding - Child Care and Development Fund (CCDF)
 - U.S. Department of Health and Human Services, Administration for Children and Families, Office of Child Care. (2021). CCDF Expenditures for FY 2019 (all appropriation years). Table 4a: All expenditures by State-Categorical Summary. <https://www.acf.hhs.gov/occ/resource/fy-2018-ccdf-table-4a>

U.S. Department of Health and Human Services, Administration for Children and Families, Office of Child Care. (2020). CCDF Expenditures for FY 2018 (all appropriation years). Table 3a - All Expenditures by State - Detailed Summary. <https://www.acf.hhs.gov/occ/resource/fy-2018-ccdf-table-3a>
- ECE Funding - Temporary Assistance for Needy Families (TANF)
 - U.S. Department of Health and Human Services, Administration for Children and Families, Office of Family Assistance. (2020). Fiscal Year 2019 TANF Financial Data. <https://www.acf.hhs.gov/ofa/resource/tanf-financial-data-fy-2019>
- ECE Funding - Child and Adult Care Food Program (CACFP) Funding
 - Food Research and Action Center. (2020). State of the States: Child and Adult Care Food Program (CACFP) in FY 2019. http://www.frac.org/maps/sos/tables/sos_tab_cacfp.html
- ECE Funding - Head Start Funding
 - National Institute for Early Education Research. (2021). The 2020 state of preschool yearbook. <http://nieer.org/state-preschool-yearbooks/2020>
- ECE Funding - Pre-kindergarten Funding
 - National Institute for Early Education Research. (2021). The 2020 state of preschool yearbook. <https://nieer.org/state-preschool-yearbooks/yearbook2020>
- ECE Funding - IDEA Part C Funding
 - U.S. Department of Education. (2021). Fiscal Years 2019-2021 State Tables for the U.S. Department of Education. <https://www2.ed.gov/about/overview/budget/statetables/index.html>
- ECE Funding - IDEA Part B Section 619 Funding
 - U.S. Department of Education. (2021). Fiscal Years 2019-2021 State Tables for the U.S. Department of Education. <https://www2.ed.gov/about/overview/budget/statetables/index.html>
- CCDF Subsidy Program Administration - Parental Choice in Relation to Certificates, Grants, or Contracts
 - U.S. Department of Health and Human Services, Administration for Children and Families, Office of Child Care. (2019). Reports 4.1.3b, 4.1.3b-2, 4.1.3c, and 4.1.3c-2: Parental Choice in Relation to Certificates, Grants, or Contracts. ACF-118 Data Submission Center.
- CCDF Subsidy Program Administration - Eligible Children and Families
 - U.S. Department of Health and Human Services, Administration for Children and Families, Office of Child Care. (2019). Report 3.1.3 Family Size of 3: Eligible Children and Families - Income Eligibility at Determination. ACF-118 Data Submission Center.
 - U.S. Department of Health and Human Services, Administration for Children and Families, Office of Child Care. (2019). Reports 3.1.6 and 3.1.6-2: Eligible Children and Families - Approaches Used for Promoting Continuity of Care. ACF-118 Data Submission Center.
- CCDF Subsidy Program Administration - Increasing Access for Vulnerable Children and Families

- U.S. Department of Health and Human Services, Administration for Children and Families, Office of Child Care. (2019). Reports 3.2.2a, 3.2.2b, 3.2.2c, 3.2.2d, 3.2.2a-2, 3.2.2b-2, 3.2.2c-2, and 3.2.2d-2: Increasing Access for Vulnerable Children and Families. ACF-118 Data Submission Center.
- CCDF Subsidy Program Administration - Family Contribution to Payment
 - U.S. Department of Health and Human Services, Administration for Children and Families, Office of Child Care. (2019). Report 3.4.1a Family Size of 3: Family Contribution to Payment - CCDF Co-Payments by Family Size. ACF-118 Data Submission Center.
 - U.S. Department of Health and Human Services, Administration for Children and Families, Office of Child Care. (2019). Report 3.4.4: Family Contribution to Payment - Family Contribution to Payment. ACF-118 Data Submission Center.
- CCDF Subsidy Program Administration - Setting Payment Rates
 - U.S. Department of Health and Human Services, Administration for Children and Families, Office of Child Care. (2019). Report 4.3.1: Setting Payment Rates. ACF-118 Data Submission Center.
- CCDF Subsidy Program Administration - Costs
 - U.S. Department of Health and Human Services, Administration for Children and Families, Office of Child Care. (2019). Report 4.2.5a: Setting Payment Rates. ACF-118 Data Submission Center.
- Health and Safety - Licensing
 - National Center on Early Childhood Quality Assurance. (2021). 2020 Child Care Licensing Study: Analysis of child care licensing regulations. [Unpublished data].
 - National Center on Early Childhood Quality Assurance. (2021). 2020 Child Care Licensing Study: Analysis of child care licensing regulations. [Unpublished data].

 - U.S. Department of Health and Human Services, Administration for Children and Families, Office of Child Care. (2019). Report 5.2.1a-5_6_7: Standards on ratios, group sizes, and qualifications for CCDF providers.- exempt child care centers. ACF-118 Data Submission Center.
- Quality Improvements - Use of Quality Funds
 - U.S. Department of Health and Human Services, Administration for Children and Families, Office of Child Care. (2019). Reports 7.2.1 and 7.2.1-1: Use of Quality Funds - Supporting the training and professional development of the child care workforce. ACF-118 Data Submission Center.
 - U.S. Department of Health and Human Services, Administration for Children and Families, Office of Child Care. (2019). Report 7.2.1 and 7.2.1-2: Use of Quality Funds - Developing, maintaining, or implementing early learning and developmental guidelines. ACF-118 Data Submission Center.
 - U.S. Department of Health and Human Services, Administration for Children and Families, Office of Child Care. (2019). Report 7.2.1 and 7.2.1-3: Use of Quality Funds - Developing, implementing, or enhancing a tiered quality rating and improvement system. ACF-118 Data Submission Center.
 - U.S. Department of Health and Human Services, Administration for Children and Families, Office of Child Care. (2019). Report 7.2.1 and 7.2.1-4: Use of Quality Funds - Improving the supply and quality of child care services for infants and toddlers. ACF-118 Data Submission Center.
 - U.S. Department of Health and Human Services, Administration for Children and Families, Office of Child Care. (2019). Report 7.2.1 and 7.2.1-5: Use of Quality Funds - Establishing or expanding a statewide system of CCR&R services. ACF-118 Data Submission Center.
 - U.S. Department of Health and Human Services, Administration for Children and Families, Office of Child Care. (2019). Report 7.2.1 and 7.2.1-6: Use of Quality Funds - Facilitating compliance with state/territory requirements for inspection, monitoring, training, and health and safety standards. ACF-118 Data Submission Center.
 - U.S. Department of Health and Human Services, Administration for Children and Families, Office of Child Care. (2019). Report 7.2.1 and 7.2.1-7: Use of Quality Funds - Evaluating and assessing the quality and effectiveness

of child care services within the state/territory. ACF-118 Data Submission Center.

- U.S. Department of Health and Human Services, Administration for Children and Families, Office of Child Care. (2019). Report 7.2.1 and 7.2.1-8: Use of Quality Funds - Supporting accreditation. ACF-118 Data Submission Center.
- U.S. Department of Health and Human Services, Administration for Children and Families, Office of Child Care. (2019). Report 7.2.1 and 7.2.1-9: Use of Quality Funds - Supporting state/territory or local efforts to develop high-quality program standards relating to health, mental health, nutrition, physical activity, and physical development. ACF-118 Data Submission Center.
- U.S. Department of Health and Human Services, Administration for Children and Families, Office of Child Care. (2019). Report 7.2.1 and 7.2.1-10: Use of Quality Funds - Other activities determined by the state/territory to improve the quality of child care services and which measurement of outcomes related to improved provider preparedness, child safety, child well-being, or kindergarten entry is possible. ACF-118 Data Submission Center.
- Quality Improvements - Outreach to Families with Limited English Proficiency
 - U.S. Department of Health and Human Services, Administration for Children and Families, Office of Child Care. (2019). Report 2.1.1-1 and 2.1.1-2: Outreach to Families with Limited English Proficiency - Strategies the Lead Agency or partners utilize to provide outreach and services to eligible families for whom English is not their first language. ACF-118 Data Submission Center.
 - U.S. Department of Health and Human Services, Administration for Children and Families, Office of Child Care. (2019). Report 2.1.2-1 and 2.1.2-2: Outreach to Families with Limited English Proficiency - Strategies the Lead Agency or partners utilize to provide outreach and services to eligible families with a person(s) with a disability. ACF-118 Data Submission Center.
- Quality Improvements - Consumer Education Website
 - U.S. Department of Health and Human Services, Administration for Children and Families, Office of Child Care. (2019). Report 2.3.1, 2.3.1, and 2.3.3: Consumer Education Website. ACF-118 Data Submission Center.

State Capacity Building Center, A Service of the Office of Child Care

9300 Lee Highway, Fairfax VA, 22031 | Phone: 877-296-2401 | Email: CapacityBuildingCenter@ecetta.info