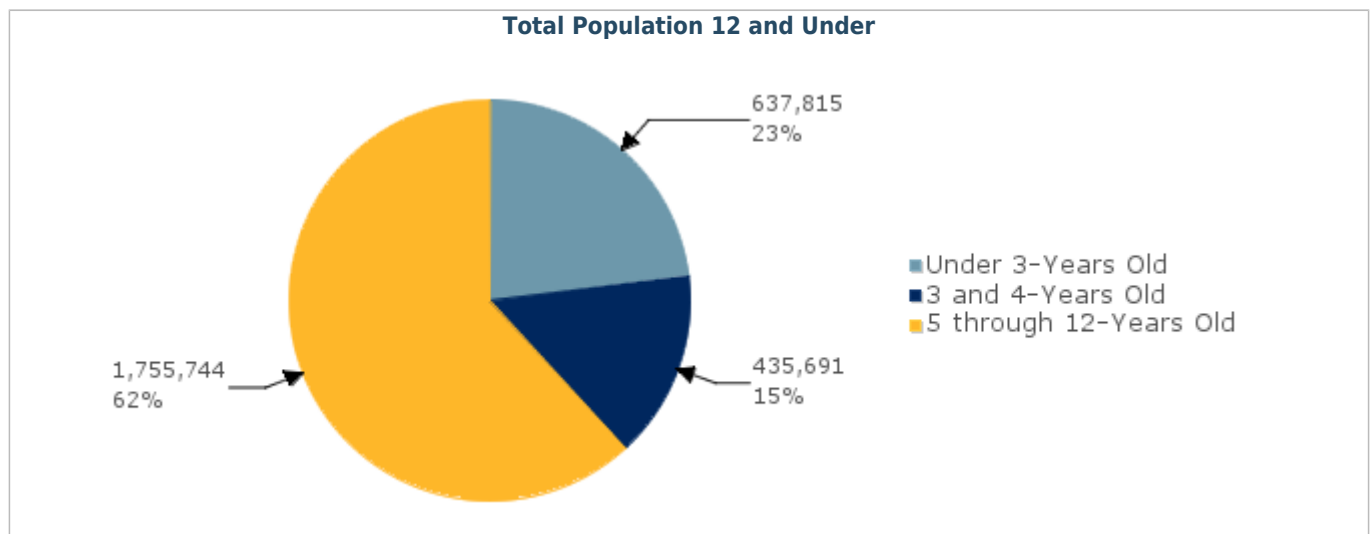




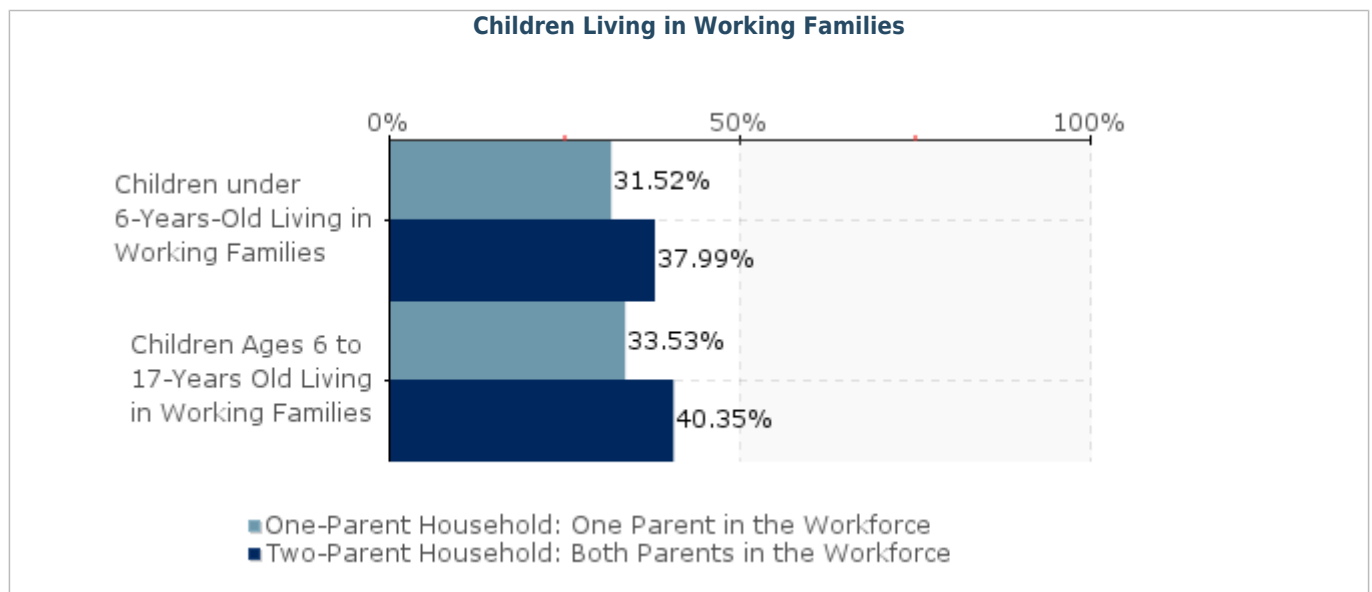
STATE/TERRITORY PROFILE - FLORIDA

This profile highlights a current innovative effort to promote a subsidy system that is child-focused, family friendly, and fair to providers. It also provides demographic information, Early Care and Education (ECE) program participation and funding, subsidy innovation and program integrity information, program quality improvement activities, and professional development and workforce initiatives. Sources and links are provided at the end of the document

DEMOGRAPHICS

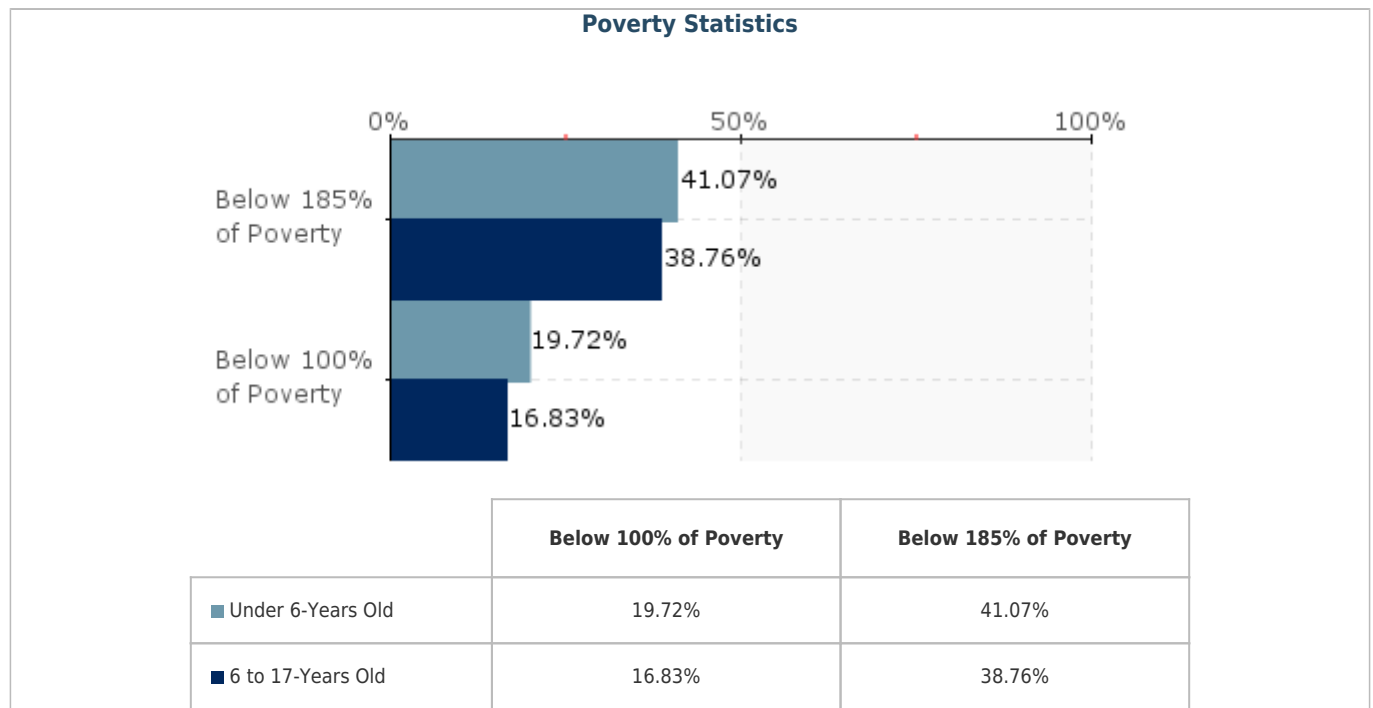


Source(s): U.S. Census Bureau. (n.d.). In American Community Survey, 2010. QT-P2 Single Years of Age and Sex. Retrieved from American FactFinder:
http://factfinder2.census.gov/faces/tableservices/jsf/pages/productview.xhtml?pid=DEC_10_SF1_QTP2&prodType=table



Source(s): U.S. Census Bureau. (2020). In American Community Survey 1-Year Estimates, 2019. B17024: Age By Ratio Of Income To Poverty Level In The Past 12 Months - Universe: Population for whom poverty status is determined.
<https://data.census.gov/cedsci/table?q=B17024&g=0100000US.04000.001&hidePreview=true&table=B17024&tid>

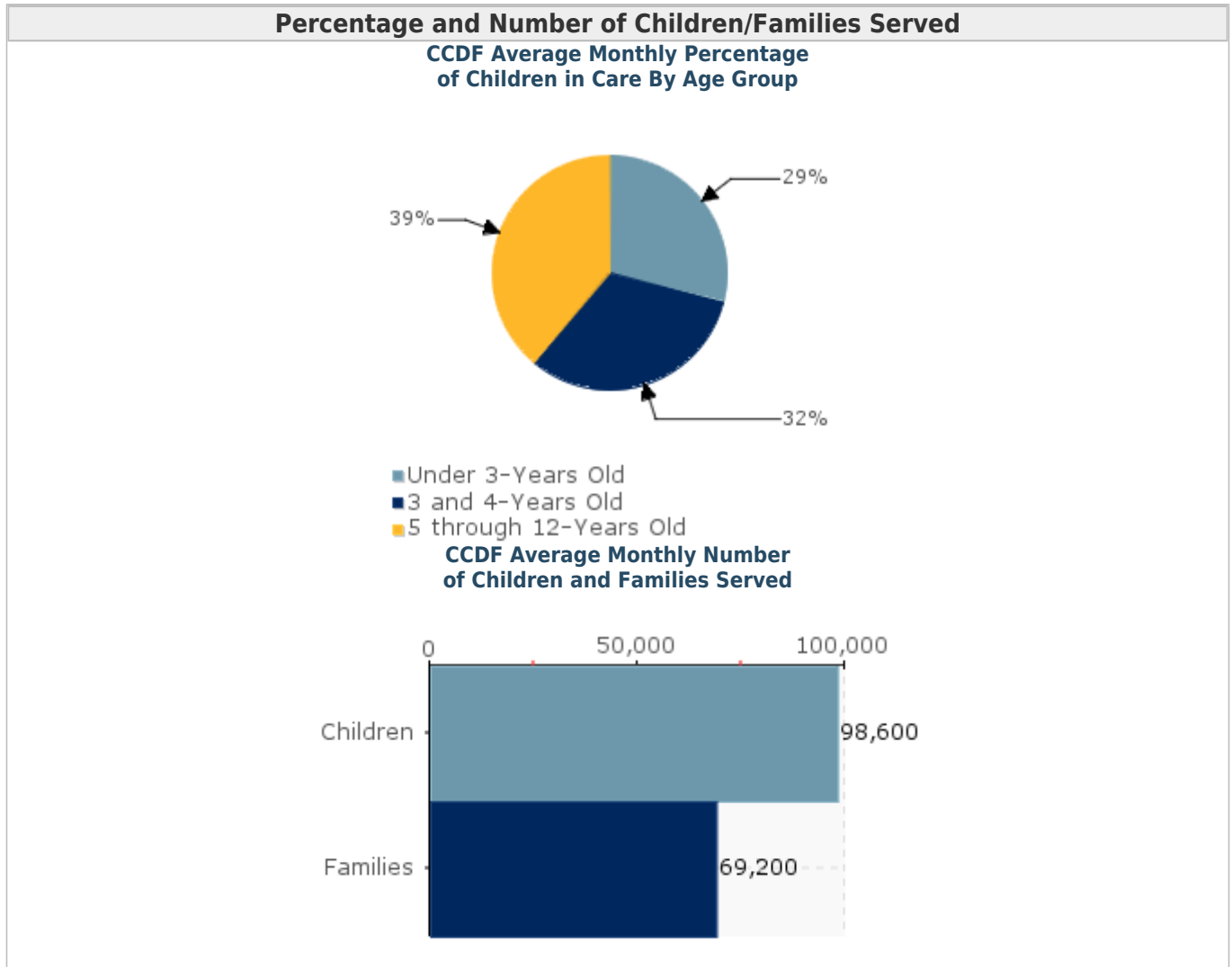
=ACSDT1Y2019.B17024&lastDisplayedRow=17&vintage=2019&mode=&y=2019



Source(s): U.S. Census Bureau. (2020). In American Community Survey 1-Year Estimates, 2019. C23008 Age of own Children under 18 Years in Families and Subfamilies by Living Arrangements by Employment Status of Parents: Universe: Own children under 18 years in families and subfamilies.

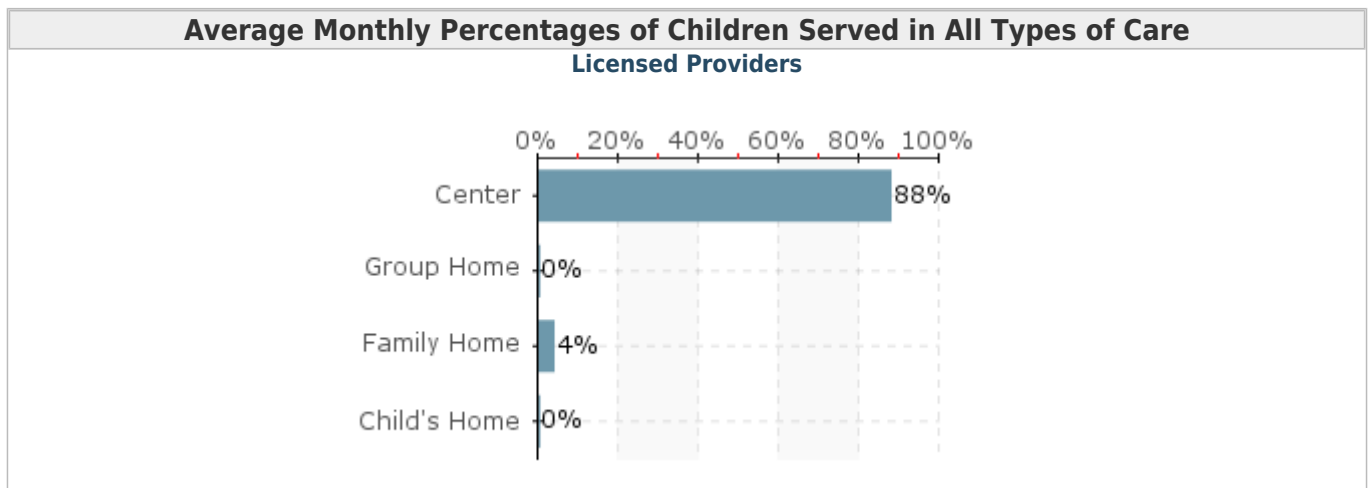
<https://data.census.gov/cedsci/table?q=C23008&g=&hidePreview=false&table=C23008&tid=ACSDT1Y2019.C23008&lastDisplayedRow=17&vintage=2019>

ECE PROGRAM PARTICIPATION AND FUNDING

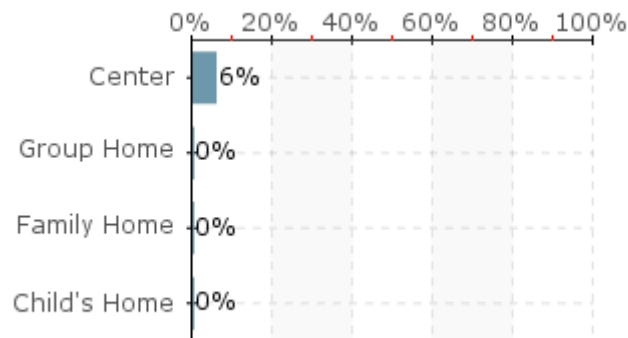


Source(s): U.S. Department of Health and Human Services, Office of Child Care. (2020). FFY 2019 CCDF data tables [Preliminary estimates]. Table 9 Average Monthly Percentages of Children In Care By Age Group <https://www.acf.hhs.gov/occ/data/fy-2019-preliminary-data-table-9>

1. U.S. Department of Health and Human Services, Office of Child Care. (2020). FFY 2019 CCDF data tables [Preliminary estimates]. Table 1 Average Monthly Adjusted Number of Families and Children Served. <https://www.acf.hhs.gov/occ/data/fy-2019-preliminary-data-table-1>



Non-Licensed Providers



Note: Unregulated provider data includes relative and non-relative care.

Source(s): U.S. Department of Health and Human Services, Office of Child Care. (2020). FFY 2019 CCDF data tables [Preliminary estimates]. Table 6 Average Monthly

<https://www.acf.hhs.gov/occ/data/fy-2019-preliminary-data-table-6>

Child Care and Development Fund (CCDF)

| | |
|---|---------------|
| ◦ Total CCDF Expenditure (Including Quality): | \$517,556,782 |
| ◦ CCDF Federal Expenditure: | \$455,208,881 |
| ◦ CCDF State/Territory Expenditure: | \$62,347,901 |

Source(s): U.S. Department of Health and Human Services, Administration for Children and Families, Office of Child Care. (2021). CCDF Expenditures for FY 2019 (all appropriation years). Table 4a: All expenditures by State-Categorical Summary. <https://www.acf.hhs.gov/occ/resource/fy-2018-ccdf-table-4a>

U.S. Department of Health and Human Services, Administration for Children and Families, Office of Child Care. (2020). CCDF Expenditures for FY 2018 (all appropriation years). Table 3a - All Expenditures by State - Detailed Summary. <https://www.acf.hhs.gov/occ/resource/fy-2018-ccdf-table-3a>

CCDF Quality Expenditures

| | |
|--|---------------|
| ◦ Total Quality Expenditure: | \$92,669,119 |
| ◦ Quality Activities (Set Aside Funds): | \$92,669,119 |
| ◦ Infant and Toddler (Targeted Funds): | Not available |
| ◦ Quality Expansion Funds (Targeted Funds): | Not available |
| ◦ School-Age/Resource and Referral (Targeted Funds): | Not available |

Temporary Assistance for Needy Families (TANF) for Child Care

| | |
|--|---------------|
| ◦ TANF - Total Child Care Expenditure: | \$178,234,578 |
| ◦ TANF - Direct Expenditure on Child Care: | \$68,228,597 |
| ◦ TANF - Transfer to CCDF: | \$110,005,981 |

Source(s): U.S. Department of Health and Human Services, Administration for Children and Families, Office of
FLORIDA | December 2021

ChildCare Tax Credits

| | |
|--|-------------|
| ◦ Tax Credit Federal Total Amount Claimed: | \$4,149,329 |
| ◦ Tax Credit Federal Number of Claims: | 2,345,250 |
| ◦ State/Territory Tax Credit Available - 2015: | No |
| ◦ State/Territory Tax Credit Refundable: | No |

Child and Adult Care Food Program (CACFP)

| | |
|--|---------------|
| ◦ CACFP Funding: | \$285,557,002 |
| ◦ Number of Family Child Care Homes Participating: | 1,699 |
| ◦ Number of Child Care Centers (includes Head Start Programs) Participating: | 4,688 |

Source(s): Food Research and Action Center. (2020). State of the States: Child and Adult Care Food Program (CACFP) in FY 2019. http://www.frac.org/maps/sos/tables/sos_tab_cacfp.html

Head Start

| | |
|--|---------------|
| ◦ Head Start Federal Allocation: | \$320,084,343 |
| ◦ Head Start State/Territory Allocation: | Not available |
| ◦ Number of Children Participating: | 32,550 |

Source(s): National Institute for Early Education Research. (2021). The 2020 state of preschool yearbook. <http://nieer.org/state-preschool-yearbooks/2020>

IDEA Part B, Section 619

| | |
|--|--------------|
| ◦ IDEA Part B Funding: | \$19,230,370 |
| ◦ Number of Children Served (Ages 3- through 5-Years-Old): | 42,980 |

Source(s): U.S. Department of Education. (2021). Fiscal Years 2019-2021 State Tables for the U.S. Department of Education. <https://www2.ed.gov/about/overview/budget/statetables/index.html>

IDEA Part C

| | |
|---|--------------|
| ◦ IDEA Part C Funding: | \$26,088,064 |
| ◦ Number of Children Served (Ages Birth through 2-Years-Old): | 19,186 |

Source(s): U.S. Department of Education. (2021). Fiscal Years 2019-2021 State Tables for the U.S. Department of Education. <https://www2.ed.gov/about/overview/budget/statetables/index.html>

Pre-kindergarten

| | |
|---------------------------------------|---------------|
| ◦ Pre-kindergarten Total Expenditure: | \$400,277,729 |
|---------------------------------------|---------------|

| | |
|---------------------------------------|---------|
| ◦ Enrollment (4-year-olds and under): | 166,726 |
|---------------------------------------|---------|

Note: Total Expenditure includes all State/Territory, Local, and Federal dollars. In addition to 3 and 4-year-olds, some Pre-kindergarten programs enroll children of other ages.

Source(s): National Institute for Early Education Research. (2021). The 2020 state of preschool yearbook. <https://nieer.org/state-preschool-yearbooks/yearbook2020>

CCDF SUBSIDY PROGRAM ADMINISTRATION

Income Eligibility at Determination

| (a) | (b) | (c) | (d) | |
|--------------------|--------------------------------|---|--|--|
| Family Size | 100 % of SMI (\$/Month) | 85% of SMI(\$/Month) [Multiply(a) by 0.85] | (IF APPLICABLE) (\$/Month) Maximum Initial or First Tier Income Limit (or Threshold) if Lower Than 85% of Current SMI | IF APPLICABLE) (% of SMI) [Divide(c) by (a), multiply by 100] Income Level if Lower Than 85% of Current SMI |
| 3 | \$4,780.00 | \$4,063.00 | \$3,463.00 | 72% |

Source(s): U.S. Department of Health and Human Services, Administration for Children and Families, Office of Child Care. (2019). Report 3.1.3 Family Size of 3: Eligible Children and Families - Income Eligibility at Determination. ACF-118 Data Submission Center.

Approaches Used for Promoting Continuity of Care

| | |
|--|---------------|
| ◦ Coordinating with Head Start, prekindergarten, or other early learning programs to create a package of arrangements that accommodates parents' work schedules | Yes |
| ◦ Inquiring about whether the child has an Individualized Education Program (IEP) or Individual Family Services Plan (IFSP) | Yes |
| ◦ Establishing minimum eligibility periods greater than 12 months | Not available |
| ◦ Using cross-enrollment or referrals to other public benefits | Not available |
| ◦ Working with IDEA Part B, Section 619 and Part C staff to explore how services included in a child's IEP or IFSP can be supported and/or provided onsite and in collaboration with child care services | Not available |
| ◦ Providing more intensive case management for families with children with multiple risk factors; | Not available |
| ◦ Implementing policies and procedures that promote universal design to ensure that activities and environments are accessible to all children, including children with sensory, physical, or other disabilities | Yes |
| ◦ Other: | Not available |
| Not available | |

Source(s): U.S. Department of Health and Human Services, Administration for Children and Families, Office of Child FLORIDA | December 2021

Increasing Access for Vulnerable Children and Families

| Children with Special Needs | |
|---|---------------|
| ◦ Prioritize for enrollment | Yes |
| ◦ Serve without placing these populations on waiting lists | Not available |
| ◦ Waive co-payments | Not available |
| ◦ Pay higher rates for access to higher quality care | Not available |
| ◦ Use grants or contracts to reserve slots for priority populations | Not available |
| ◦ Other: | Not available |
| Not available | |
| Families with Very Low Incomes | |
| ◦ Prioritize for enrollment | Yes |
| ◦ Serve without placing these populations on waiting lists | Not available |
| ◦ Waive co-payments | Not available |
| ◦ Pay higher rates for access to higher quality care | Not available |
| ◦ Use grants or contracts to reserve slots for priority populations | Not available |
| ◦ Other: | Not available |
| Not available | |
| Children Experiencing Homelessness | |
| ◦ Prioritize for enrollment | Yes |
| ◦ Serve without placing these populations on waiting lists | Not available |
| ◦ Waive co-payments | Not available |
| ◦ Pay higher rates for access to higher quality care | Not available |
| ◦ Use grants or contracts to reserve slots for priority populations | Not available |
| ◦ Other: | Not available |
| Not available | |
| Families Receiving TANF* | |
| ◦ Prioritize for enrollment | Yes |

| | |
|---|---------------|
| ◦ Serve without placing these populations on waiting lists | Not available |
| ◦ Waive co-payments | Not available |
| ◦ Pay higher rates for access to higher quality care | Not available |
| ◦ Use grants or contracts to reserve slots for priority populations | Not available |
| ◦ Other: | Not available |
| Not available | |

* Includes families receiving TANF program funds, those transitioning off TANF through work activities, or those at risk of becoming dependent on TANF.

Source(s): U.S. Department of Health and Human Services, Administration for Children and Families, Office of Child Care. (2019). Reports 3.2.2a, 3.2.2b, 3.2.2c, 3.2.2d, 3.2.2a-2, 3.2.2b-2, 3.2.2c-2, and 3.2.2d-2: Increasing Access for Vulnerable Children and Families. ACF-118 Data Submission Center.

Use of Grants or Contracts to Increase the Supply of Specific Types of Child Care

| | |
|--|---------------|
| ◦ Programs to serve children with disabilities | Yes |
| ◦ Programs to serve infants and toddlers | Yes |
| ◦ Programs to serve school-age children | Yes |
| ◦ Programs to serve children needing non-traditional hour care | Yes |
| ◦ Programs to serve children experiencing homelessness | Yes |
| ◦ Programs to serve children in underserved areas | Yes |
| ◦ Programs that serve children with diverse linguistic or cultural backgrounds | Yes |
| ◦ Programs that serve specific geographic areas (urban) | Yes |
| ◦ Programs that serve specific geographic areas (rural) | Yes |
| ◦ Other: | Not available |
| Not available | |

Use of Grants or Contracts to Increase the Quality of Specific Types of Child Care

| | |
|--|-----|
| ◦ Programs to serve children with disabilities | Yes |
| ◦ Programs to serve infants and toddlers | Yes |
| ◦ Programs to serve school-age children | Yes |
| ◦ Programs to serve children needing non-traditional hour care | Yes |
| ◦ Programs to serve children experiencing homelessness | Yes |

| | |
|--|---------------|
| ◦ Programs to serve children in underserved areas | Yes |
| ◦ Programs that serve children with diverse linguistic or cultural backgrounds | Yes |
| ◦ Programs that serve specific geographic areas (urban) | Yes |
| ◦ Programs that serve specific geographic areas (rural) | Yes |
| ◦ Other: | Not available |
| Not available | |

Base payment rates and percentiles

| Age | Center | Percentile of most recent MRS | Family Child Care | Percentile of most recent MRS |
|---|-----------------|-------------------------------|-------------------|-------------------------------|
| Infant | \$ 141.30/ week | 81 | \$ 121.95/ week | 58 |
| Toddler | \$ 123.15/ week | 84 | \$ 114.15/ week | 69 |
| Preschool | \$ 111.20/ week | 87 | \$ 105.25/ week | 73 |
| School Age | \$ 98.35/ week | 90 | \$ 92.40/ week | 82 |
| Effective date of payment rates: 3/1/2017 | | | | |
| Market rate survey (MRS) date: 11/30/2017 | | | | |

Source(s): U.S. Department of Health and Human Services, Administration for Children and Families, Office of Child Care. (2019). Report 4.3.1: Setting Payment Rates. ACF-118 Data Submission Center.

U.S. Department of Health and Human Services, Administration for Children and Families, Office of Child Care. (2019). Report 4.2.5a: Setting Payment Rates. ACF-118 Data Submission Center.

Tiered Reimbursement or Differential Rates

| | |
|--|---------------|
| ◦ Differential rate for non-traditional hours. Describe | Not available |
| ◦ Differential rate for children with special needs, as defined by the state/territory. | Yes |
| ◦ Differential rate for infants and toddlers. Note: Do not check if the Lead Agency has a different base rate for infants/toddlers with no separate bonus or add-on | Yes |
| ◦ Differential rate for school-age programs. Note: Do not check if the Lead Agency has a different base rate for school-age children with no separate bonus or add-on. | Not available |
| ◦ Differential rate for higher quality, as defined by the state/territory. | Yes |
| ◦ Other differential rates or tiered rates. | Yes |
| ◦ Tiered or differential rates are not implemented. | Not available |

CCDF Co-Payemts by Family Size

CCDF Co-Payments by Family Size

| | (a) | (b) | (c) | (d) | (e) | (f) |
|--------------------|--|---|---|---|---|---|
| Family Size | Lowest “Entry” Income Level Where Family Is First Charged Co-Pay (Greater Than \$0) | What Is the Monthly Co-Payment for a Family of This Size Based on the Income Level in (a)? | The Co-Payment in Column (b) is What Percentage of the Income in Column (a)? | Highest “Entry” Income Level Before a Family Is No Longer Eligible | What Is the Monthly Co-Payment for a Family of This Size Based on the Income Level in (d)? | The Co-Payment in Column (e) is What Percentage of the Income in Column (d)? |
| 3 | \$2,597.50 | \$104.00 | 4 | \$3,463.33 | \$242.67 | 7 |

Source(s): U.S. Department of Health and Human Services, Administration for Children and Families, Office of Child Care. (2019). Report 3.4.1a Family Size of 3: Family Contribution to Payment - CCDF Co-Payments by Family Size. ACF-118 Data Submission Center.

Family Contribution to Payment

| | |
|---|---------------|
| ◦ No, the Lead Agency does not waive family contributions/co-payments. | Not available |
| ◦ Yes, the Lead Agency waives family contributions/co-payments for families with an income at or below the Federal poverty level for families of the same size. | Yes |
| ◦ Yes, the Lead Agency waives family contributions/co-payments for families who are receiving or needing to receive protective services, as determined by the Lead Agency for purposes of CCDF eligibility. Describe the policy and provide the policy citation.. | Yes |

| | |
|---|--|
| <ul style="list-style-type: none"> ◦ Describe contributions/co-payments for families who are receiving or needing to receive protective services | <p>A co-payment may be waived on a case-by-case basis for families participating in an at-risk program as defined in Section 1002.81(1), F.S. Rule 6M-4.400, F.A.C</p> |
| <ul style="list-style-type: none"> ◦ Yes, the Lead Agency waives family contributions/co-payments for other criteria established by the Lead Agency. Describe the policy and provide the policy citation | <p>Not available</p> |
| <ul style="list-style-type: none"> ◦ Describe contributions/co-payments for other criteria (See table below) | <p>Not available</p> |
| <p>Not available</p> | |

Source(s): U.S. Department of Health and Human Services, Administration for Children and Families, Office of Child Care. (2019). Report 3.4.4: Family Contribution to Payment - Family Contribution to Payment. ACF-118 Data Submission Center.

HEALTH AND SAFETY

Child-Staff Ratios by Group Size by Age of Children for Licensed Child Care Centers

| Age of Children | Child-Staff Ratio | Group Size |
|--|-------------------|--------------------------|
| Infant (11 months) | 4:1 | Group size not regulated |
| Toddler (35 months) | 11:1 | Group size not regulated |
| Preschool (59months) | 15:1 | Group size not regulated |
| School-age (6 years) | 25:1 | Group size not regulated |
| School-age (10 years and older) | 25:1 | Group size not regulated |
| If any of the responses above are different for exempt child care centers, describe which requirements apply: | Described Below | |
| The required standards for ratio and group size are uniform for both licensed and license-exempt CCDF providers. | | |

Source(s): National Center on Early Childhood Quality Assurance. (2021). 2020 Child Care Licensing Study: Analysis of child care licensing regulations. [Unpublished data].

U.S. Department of Health and Human Services, Administration for Children and Families, Office of Child Care. (2019). Report 5.2.1a-5_6_7: Standards on ratios, group sizes, and qualifications for CCDF providers.- exempt child care centers. ACF-118 Data Submission Center.

QUALITY IMPROVEMENT

Use of Quality Funds

| | Yes/No | CCDF Funds | Other Funds | Other (describe) |
|---|--------|------------|---------------|------------------|
| Supporting the training and professional development of the child care workforce | Yes | Yes | Not available | Not available |
| Developing, maintaining, or implementing early learning and developmental guidelines | Yes | Yes | Not available | Not available |
| Developing, implementing, or enhancing a tiered quality rating and improvement system | Yes | Yes | Not available | Not available |
| Improving the supply and quality of child care services for infants and toddlers | Yes | Yes | Not available | Not available |
| Establishing or expanding a statewide system of CCR&R services | Yes | Yes | Not available | Not available |
| Facilitating compliance with state/territory requirements for inspection, monitoring, training, and health and safety standards | Yes | Yes | Not available | Not available |
| Evaluating and assessing the quality and effectiveness of child care services within the state/territorys | Yes | Yes | Not available | Not available |
| Supporting accreditation | Yes | Yes | Not available | Not available |

| | Yes/No | CCDF Funds | Other Funds | Other (describe) |
|---|--------|------------|---------------|------------------|
| Supporting state/territory or local efforts to develop high-quality program standards relating to health, mental health, nutrition, physical activity, and physical development | Yes | Yes | Not available | Not available |
| Other activities determined by the state/territory to improve the quality of child care services and which measurement of outcomes related to improved provider preparedness, child safety, child well-being, or kindergarten entry is possible | Yes | Yes | Not available | Not available |

Use of Quality Funds - Continued

| | Other (describe) |
|---|------------------|
| Supporting the training and professional development of the child care workforce | Not available |
| Developing, maintaining, or implementing early learning and developmental guidelines | Not available |
| Developing, implementing, or enhancing a tiered quality rating and improvement system | Not available |
| Improving the supply and quality of child care services for infants and toddlers | Not available |
| Facilitating compliance with state/territory requirements for inspection, monitoring, training, and health and safety standards | Not available |
| Evaluating and assessing the quality and effectiveness of child care services within the state/territorys | Not available |
| Supporting accreditation | Not available |
| Supporting state/territory or local efforts to develop high-quality program standards relating to health, mental health, nutrition, physical activity, and physical development | Not available |
| Other activities determined by the state/territory to improve the quality of child care services and which measurement of outcomes related to improved provider preparedness, child safety, child well-being, or kindergarten entry is possible | Not available |

Source(s):

- U.S. Department of Health and Human Services, Administration for Children and Families, Office of Child Care. (2019). Reports 7.2.1 and 7.2.1-1: Use of Quality Funds – Supporting the training and professional development of

the child care workforce. ACF-118 Data Submission Center.

- U.S. Department of Health and Human Services, Administration for Children and Families, Office of Child Care. (2019). Report 7.2.1 and 7.2.1-2: Use of Quality Funds - Developing, maintaining, or implementing early learning and developmental guidelines. ACF-118 Data Submission Center.
- U.S. Department of Health and Human Services, Administration for Children and Families, Office of Child Care. (2019). Report 7.2.1 and 7.2.1-3: Use of Quality Funds - Developing, implementing, or enhancing a tiered quality rating and improvement system. ACF-118 Data Submission Center.
- U.S. Department of Health and Human Services, Administration for Children and Families, Office of Child Care. (2019). Report 7.2.1 and 7.2.1-4: Use of Quality Funds - Improving the supply and quality of child care services for infants and toddlers. ACF-118 Data Submission Center.
- U.S. Department of Health and Human Services, Administration for Children and Families, Office of Child Care. (2019). Report 7.2.1 and 7.2.1-5: Use of Quality Funds - Establishing or expanding a statewide system of CCR&R services. ACF-118 Data Submission Center.
- U.S. Department of Health and Human Services, Administration for Children and Families, Office of Child Care. (2019). Report 7.2.1 and 7.2.1-6: Use of Quality Funds - Facilitating compliance with state/territory requirements for inspection, monitoring, training, and health and safety standards. ACF-118 Data Submission Center.
- U.S. Department of Health and Human Services, Administration for Children and Families, Office of Child Care. (2019). Report 7.2.1 and 7.2.1-7: Use of Quality Funds - Evaluating and assessing the quality and effectiveness of child care services within the state/territory. ACF-118 Data Submission Center.
- U.S. Department of Health and Human Services, Administration for Children and Families, Office of Child Care. (2019). Report 7.2.1 and 7.2.1-8: Use of Quality Funds - Supporting accreditation. ACF-118 Data Submission Center.
- U.S. Department of Health and Human Services, Administration for Children and Families, Office of Child Care. (2019). Report 7.2.1 and 7.2.1-9: Use of Quality Funds - Supporting state/territory or local efforts to develop high-quality program standards relating to health, mental health, nutrition, physical activity, and physical development. ACF-118 Data Submission Center.
- U.S. Department of Health and Human Services, Administration for Children and Families, Office of Child Care. (2019). Report 7.2.1 and 7.2.1-10: Use of Quality Funds - Other activities determined by the state/territory to improve the quality of child care services and which measurement of outcomes related to improved provider preparedness, child safety, child well-being, or kindergarten entry is possible. ACF-118 Data Submission Center.

Outreach to Families with Limited English Proficiency

| | |
|--|---------------|
| Application in other languages (application document, brochures, provider notices) | Yes |
| Informational materials in non-English languages | Yes |
| Website in non-English languages | Yes |
| Lead Agency accepts applications at local community-based locations | Yes |
| Bilingual caseworkers or translators available | Yes |
| Bilingual outreach workers | Yes |
| Partnerships with community-based organizations | Yes |
| Other | Not available |
| Describe Other | Not available |

Not available

Source(s): U.S. Department of Health and Human Services, Administration for Children and Families, Office of Child Care. (2019). Report 2.1.1-1 and 2.1.1-2: Outreach to Families with Limited English Proficiency - Strategies the Lead Agency or partners utilize to provide outreach and services to eligible families for whom English is not their first language. ACF-118 Data Submission Center.

Outreach to Families with a Person(s) with Disabilities

| | |
|---|---------------|
| Applications and public informational materials available in Braille and other communication formats for access by individuals with disabilities | Not available |
| Websites that are accessible (e.g., Section 508 of the Rehabilitation Act) | Yes |
| Caseworkers with specialized training/experience in working with individuals with disabilities | Yes |
| Ensuring accessibility of environments and activities for all children | Yes |
| Partnerships with state and local programs and associations focused on disability-related topics and issues | Yes |
| Partnerships with parent associations, support groups, and parent-to-parent support groups, including the Individuals with Disabilities Education Act (IDEA) federally funded Parent Training and Information Centers | Yes |
| Partnerships with state and local IDEA Part B, Section 619 and Part C providers and agencies | Yes |
| Availability and/or access to specialized services (e.g., mental health, behavioral specialists, therapists) to address the needs of all children | Yes |
| Other | Not available |
| Describe Other | Not available |
| Not available | |

Source(s): U.S. Department of Health and Human Services, Administration for Children and Families, Office of Child Care. (2019). Report 2.1.2-1 and 2.1.2-2: Outreach to Families with Limited English Proficiency - Strategies the Lead Agency or partners utilize to provide outreach and services to eligible families with a person(s) with a disability. ACF-118 Data Submission Center.

Consumer Education Website

| | |
|---|---|
| How the Lead Agency ensures that its website is consumer-friendly and easily accessible | The Department of Children and Families (DCF) website is the first domain that appears when child care in Florida is searched via google. DCF ensures the content and formatting of the site meets the ADA requirements. Information placed on the website is written using plain language. Images used are appropriate to the subject of the content and are culturally appropriate. DCF works with outside entities to view and utilize webpage. The website is constantly viewed and monitored for comments from the general public to ensure it is user-friendly, or to include or clarify information, if necessary. |
|---|---|

| | |
|--|---|
| <p>How the website ensures the widest possible access to services for families that speak languages other than English</p> | <p>The OEL ensures that the www.floridaearlylearning.com can be translated through the use of Google Translate. Florida has a large population of Spanish and Haitian Creole speaking residents; print materials developed by OEL are also translated into these languages.</p> <p>The Department ensures that the www.myflfamilies.com/childcare can be translated through the use of Google Translate. In addition, the Department has the following resources available:</p> <p style="text-align: center;">DCF Auxiliary Aids and Service Plan</p> <p>The Americans with Disabilities Act of 1990 (ADA), Americans with Disabilities Act Amendments Act of 2008 (ADAAA), and Title VI of the Civil Rights Act of 1964 (as amended), requires recipients receiving federal financial assistance to develop procedures, policies, and protocol to provide auxiliary aids for persons with disabilities and Limited English Proficient. This guide provides protocol and available resources for the implementation of Departmental policy and procedures for the provision of auxiliary aids and services in ensuring accessibility to all programs, benefits, and services to persons with disabilities and foreign language interpreters for persons with Limited English Proficiency.</p> <p style="text-align: center;">Statewide Auxiliary Aids and Service Plan Region Points of Contact and Multilingual Staff (Please refer to the statewide auxiliary aids plan above for a complete list of available resources and contact information.)</p> <ul style="list-style-type: none"> • Headquarters • Northeast Region • Northwest Region • Central Region • Suncoast Region • Southern Region • Southeast Region • Florida State Hospital • North East Florida State Hospital • North Florida Evaluation and Treatment Center <p>http://www.myflfamilies.com/service-programs/deaf-and-hard-hearing/auxiliary-aids-plan</p> |
|--|---|

| | |
|---|---|
| <p>How the website ensures the widest possible access to services for persons with disabilities</p> | <p>Section 282.603, F.S. requires that each state agency use accessible electronic information and information technology that conforms to Section 508 of the Rehabilitation Act of 1973 to make their electronic and information technology (EIT) accessible to people with disabilities. To maintain compliance with the Statute and Act, OEL has staff trained in formatting guidelines set by the Americans with Disabilities Act (ADA) to ensure all information is accessible to persons with disabilities. Additionally, materials developed by OEL for print also follow the ADA guidelines for design.</p> <p>The Department has resources found at http://www.myflfamilies.com/accessibility regarding access to services for persons with disabilities.</p> <p>Accessibility: The Rehabilitation Act of 1973 prohibits discrimination on the basis of disability in programs conducted by Federal agencies, in programs receiving Federal financial assistance, in Federal employment, and in the employment practices of Federal contractors.</p> <p>Section 504 states that "no qualified individual with a disability in the United States shall be excluded from, denied the benefits of, or be subjected to discrimination under" any program or activity that either receives Federal financial assistance or is conducted by any Executive agency. To see what the department is doing to assist the Deaf and hard of Hearing, please visit the departments Services for the Deaf and Hard of Hearing section. The DCF Auxiliary Aids and Service Plan is also available online. To read more about website accessibility read below.</p> <p>Section 508 now establishes requirements for electronic and information technology developed, maintained, procured, or used by the Federal government. Section 508 requires Federal electronic and information technology to be accessible to people with disabilities, including employees and members of the public.</p> <p>In December 2000 the Federal Access Board issued final standards for electronic and information technology under Section 508 of the Rehabilitation Act. These were adopted and published in the Federal Registrar in April 2001 with enforcement to begin June 21, 2001.</p> <p>While these standards currently apply to federal government, it is the direct responsibility of Florida state government agencies and their web designers and developers to become familiar with these accessibility guidelines and to apply these principles in designing and creating any official web site.</p> |
|---|---|

Source(s): U.S. Department of Health and Human Services, Administration for Children and Families, Office of Child Care. (2019). Report 2.3.1, 2.3.1, and 2.3.3: Consumer Education Website. ACF-118 Data Submission Center.

FOOTNOTES

Source Footnotes:

- Demographics - Total Population 12 and Under
 - U.S. Census Bureau. (n.d.). In American Community Survey, 2010. QT-P2 Single Years of Age and Sex. Retrieved from American FactFinder: http://factfinder2.census.gov/faces/tableservices/jsf/pages/productview.xhtml?pid=DEC_10_SF1_QTP2&prodType=table
- Demographics - Poverty Statistics
 - U.S. Census Bureau. (2020). In American Community Survey 1-Year Estimates, 2019. B17024: Age By Ratio Of Income To Poverty Level In The Past 12 Months - Universe: Population for whom poverty status is determined. <https://data.census.gov/cedsci/table?q=B17024&g=0100000US.04000.001&hidePreview=true&table=B17024&tid=ACSDT1Y2019.B17024&lastDisplayedRow=17&vintage=2019&mode=&y=2019>
- Demographics - Children Living in Working Families
 - U.S. Census Bureau. (2020). In American Community Survey 1-Year Estimates, 2019. C23008 Age of own Children under 18 Years in Families and Subfamilies by Living Arrangements by Employment Status of Parents: Universe: Own children under 18 years in families and subfamilies. <https://data.census.gov/cedsci/table?q=C23008&g=&hidePreview=false&table=C23008&tid=ACSDT1Y2019.C23008&lastDisplayedRow=17&vintage=2019>
- ECE Program Participation - CCDF Average Monthly Percentage of Children In Care
 - U.S. Department of Health and Human Services, Office of Child Care. (2020). FFY 2019 CCDF data tables [Preliminary estimates]. Table 9 Average Monthly Percentages of Children In Care By Age Group <https://www.acf.hhs.gov/occ/data/fy-2019-preliminary-data-table-9>
- ECE Program Participation - CCDF Average Monthly Number of Children and Families Served
 - U.S. Department of Health and Human Services, Office of Child Care. (2020). FFY 2019 CCDF data tables [Preliminary estimates]. Table 1 Average Monthly Adjusted Number of Families and Children Served. <https://www.acf.hhs.gov/occ/data/fy-2019-preliminary-data-table-1>
- ECE Program Participation - CCDF Average Monthly Percentages of Children Served in All Types of Care
 - U.S. Department of Health and Human Services, Office of Child Care. (2020). FFY 2019 CCDF data tables [Preliminary estimates]. Table 6 Average Monthly <https://www.acf.hhs.gov/occ/data/fy-2019-preliminary-data-table-6>
- ECE Program Participation - Child and Adult Care Food Program (CACFP) Participation
 - Food Research and Action Center. (2020). State of the States: Child and Adult Care Food Program (CACFP) in FY 2019. http://www.frac.org/maps/sos/tables/sos_tab_cacfp.html
- ECE Program Participation - Head Start Participation
 - National Institute for Early Education Research. (2020). The 2019 state of preschool yearbook. <http://nieer.org/state-preschool-yearbooks/2019-2>
- ECE Program Participation - Pre-kindergarten Participation
 - National Institute for Early Education Research. (2021). The 2020 state of preschool yearbook. <https://nieer.org/state-preschool-yearbooks/yearbook2020>
- ECE Program Participation - IDEA Part C Participation
 - IDEA Data Accountability Center. (2021). Table C1-1: Number of infants and toddlers ages birth through 2 and 3

and older, and percentage of population, receiving early intervention services under IDEA, Part C, by age and state: 2020-2021. <https://www2.ed.gov/programs/osepidea/618-data/state-level-data-files/index.html#cccs>

- ECE Program Participation - IDEA Part B, Section 619 Participation
 - IDEA Data Accountability Center. (2021). Table B1-1: Number of infants and toddlers ages birth through 2 and 3 and older, and percentage of population, receiving early intervention services under IDEA, Part B, by age and state: 2020. <https://www2.ed.gov/programs/osepidea/618-data/state-level-data-files/index.html#bccee>
- ECE Funding - Child Care and Development Fund (CCDF)
 - U.S. Department of Health and Human Services, Administration for Children and Families, Office of Child Care. (2021). CCDF Expenditures for FY 2019 (all appropriation years). Table 4a: All expenditures by State-Categorical Summary. <https://www.acf.hhs.gov/occ/resource/fy-2018-ccdf-table-4a>

U.S. Department of Health and Human Services, Administration for Children and Families, Office of Child Care. (2020). CCDF Expenditures for FY 2018 (all appropriation years). Table 3a - All Expenditures by State - Detailed Summary. <https://www.acf.hhs.gov/occ/resource/fy-2018-ccdf-table-3a>
- ECE Funding - Temporary Assistance for Needy Families (TANF)
 - U.S. Department of Health and Human Services, Administration for Children and Families, Office of Family Assistance. (2020). Fiscal Year 2019 TANF Financial Data. <https://www.acf.hhs.gov/ofa/resource/tanf-financial-data-fy-2019>
- ECE Funding - Child and Adult Care Food Program (CACFP) Funding
 - Food Research and Action Center. (2020). State of the States: Child and Adult Care Food Program (CACFP) in FY 2019. http://www.frac.org/maps/sos/tables/sos_tab_cacfp.html
- ECE Funding - Head Start Funding
 - National Institute for Early Education Research. (2021). The 2020 state of preschool yearbook. <http://nieer.org/state-preschool-yearbooks/2020>
- ECE Funding - Pre-kindergarten Funding
 - National Institute for Early Education Research. (2021). The 2020 state of preschool yearbook. <https://nieer.org/state-preschool-yearbooks/yearbook2020>
- ECE Funding - IDEA Part C Funding
 - U.S. Department of Education. (2021). Fiscal Years 2019-2021 State Tables for the U.S. Department of Education. <https://www2.ed.gov/about/overview/budget/statetables/index.html>
- ECE Funding - IDEA Part B Section 619 Funding
 - U.S. Department of Education. (2021). Fiscal Years 2019-2021 State Tables for the U.S. Department of Education. <https://www2.ed.gov/about/overview/budget/statetables/index.html>
- CCDF Subsidy Program Administration - Parental Choice in Relation to Certificates, Grants, or Contracts
 - U.S. Department of Health and Human Services, Administration for Children and Families, Office of Child Care. (2019). Reports 4.1.3b, 4.1.3b-2, 4.1.3c, and 4.1.3c-2: Parental Choice in Relation to Certificates, Grants, or Contracts. ACF-118 Data Submission Center.
- CCDF Subsidy Program Administration - Eligible Children and Families
 - U.S. Department of Health and Human Services, Administration for Children and Families, Office of Child Care. (2019). Report 3.1.3 Family Size of 3: Eligible Children and Families - Income Eligibility at Determination. ACF-118 Data Submission Center.
 - U.S. Department of Health and Human Services, Administration for Children and Families, Office of Child Care. (2019). Reports 3.1.6 and 3.1.6-2: Eligible Children and Families - Approaches Used for Promoting Continuity of Care. ACF-118 Data Submission Center.
- CCDF Subsidy Program Administration - Increasing Access for Vulnerable Children and Families

- U.S. Department of Health and Human Services, Administration for Children and Families, Office of Child Care. (2019). Reports 3.2.2a, 3.2.2b, 3.2.2c, 3.2.2d, 3.2.2a-2, 3.2.2b-2, 3.2.2c-2, and 3.2.2d-2: Increasing Access for Vulnerable Children and Families. ACF-118 Data Submission Center.
- CCDF Subsidy Program Administration - Family Contribution to Payment
 - U.S. Department of Health and Human Services, Administration for Children and Families, Office of Child Care. (2019). Report 3.4.1a Family Size of 3: Family Contribution to Payment - CCDF Co-Payments by Family Size. ACF-118 Data Submission Center.
 - U.S. Department of Health and Human Services, Administration for Children and Families, Office of Child Care. (2019). Report 3.4.4: Family Contribution to Payment - Family Contribution to Payment. ACF-118 Data Submission Center.
- CCDF Subsidy Program Administration - Setting Payment Rates
 - U.S. Department of Health and Human Services, Administration for Children and Families, Office of Child Care. (2019). Report 4.3.1: Setting Payment Rates. ACF-118 Data Submission Center.
- CCDF Subsidy Program Administration - Costs
 - U.S. Department of Health and Human Services, Administration for Children and Families, Office of Child Care. (2019). Report 4.2.5a: Setting Payment Rates. ACF-118 Data Submission Center.
- Health and Safety - Licensing
 - National Center on Early Childhood Quality Assurance. (2021). 2020 Child Care Licensing Study: Analysis of child care licensing regulations. [Unpublished data].
 - National Center on Early Childhood Quality Assurance. (2021). 2020 Child Care Licensing Study: Analysis of child care licensing regulations. [Unpublished data].

 - U.S. Department of Health and Human Services, Administration for Children and Families, Office of Child Care. (2019). Report 5.2.1a-5_6_7: Standards on ratios, group sizes, and qualifications for CCDF providers.- exempt child care centers. ACF-118 Data Submission Center.
- Quality Improvements - Use of Quality Funds
 - U.S. Department of Health and Human Services, Administration for Children and Families, Office of Child Care. (2019). Reports 7.2.1 and 7.2.1-1: Use of Quality Funds - Supporting the training and professional development of the child care workforce. ACF-118 Data Submission Center.
 - U.S. Department of Health and Human Services, Administration for Children and Families, Office of Child Care. (2019). Report 7.2.1 and 7.2.1-2: Use of Quality Funds - Developing, maintaining, or implementing early learning and developmental guidelines. ACF-118 Data Submission Center.
 - U.S. Department of Health and Human Services, Administration for Children and Families, Office of Child Care. (2019). Report 7.2.1 and 7.2.1-3: Use of Quality Funds - Developing, implementing, or enhancing a tiered quality rating and improvement system. ACF-118 Data Submission Center.
 - U.S. Department of Health and Human Services, Administration for Children and Families, Office of Child Care. (2019). Report 7.2.1 and 7.2.1-4: Use of Quality Funds - Improving the supply and quality of child care services for infants and toddlers. ACF-118 Data Submission Center.
 - U.S. Department of Health and Human Services, Administration for Children and Families, Office of Child Care. (2019). Report 7.2.1 and 7.2.1-5: Use of Quality Funds - Establishing or expanding a statewide system of CCR&R services. ACF-118 Data Submission Center.
 - U.S. Department of Health and Human Services, Administration for Children and Families, Office of Child Care. (2019). Report 7.2.1 and 7.2.1-6: Use of Quality Funds - Facilitating compliance with state/territory requirements for inspection, monitoring, training, and health and safety standards. ACF-118 Data Submission Center.
 - U.S. Department of Health and Human Services, Administration for Children and Families, Office of Child Care. (2019). Report 7.2.1 and 7.2.1-7: Use of Quality Funds - Evaluating and assessing the quality and effectiveness

of child care services within the state/territory. ACF-118 Data Submission Center.

- U.S. Department of Health and Human Services, Administration for Children and Families, Office of Child Care. (2019). Report 7.2.1 and 7.2.1-8: Use of Quality Funds - Supporting accreditation. ACF-118 Data Submission Center.
- U.S. Department of Health and Human Services, Administration for Children and Families, Office of Child Care. (2019). Report 7.2.1 and 7.2.1-9: Use of Quality Funds - Supporting state/territory or local efforts to develop high-quality program standards relating to health, mental health, nutrition, physical activity, and physical development. ACF-118 Data Submission Center.
- U.S. Department of Health and Human Services, Administration for Children and Families, Office of Child Care. (2019). Report 7.2.1 and 7.2.1-10: Use of Quality Funds - Other activities determined by the state/territory to improve the quality of child care services and which measurement of outcomes related to improved provider preparedness, child safety, child well-being, or kindergarten entry is possible. ACF-118 Data Submission Center.
- Quality Improvements - Outreach to Families with Limited English Proficiency
 - U.S. Department of Health and Human Services, Administration for Children and Families, Office of Child Care. (2019). Report 2.1.1-1 and 2.1.1-2: Outreach to Families with Limited English Proficiency - Strategies the Lead Agency or partners utilize to provide outreach and services to eligible families for whom English is not their first language. ACF-118 Data Submission Center.
 - U.S. Department of Health and Human Services, Administration for Children and Families, Office of Child Care. (2019). Report 2.1.2-1 and 2.1.2-2: Outreach to Families with Limited English Proficiency - Strategies the Lead Agency or partners utilize to provide outreach and services to eligible families with a person(s) with a disability. ACF-118 Data Submission Center.
- Quality Improvements - Consumer Education Website
 - U.S. Department of Health and Human Services, Administration for Children and Families, Office of Child Care. (2019). Report 2.3.1, 2.3.1, and 2.3.3: Consumer Education Website. ACF-118 Data Submission Center.

State Capacity Building Center, A Service of the Office of Child Care

9300 Lee Highway, Fairfax VA, 22031 | Phone: 877-296-2401 | Email: CapacityBuildingCenter@ecetta.info