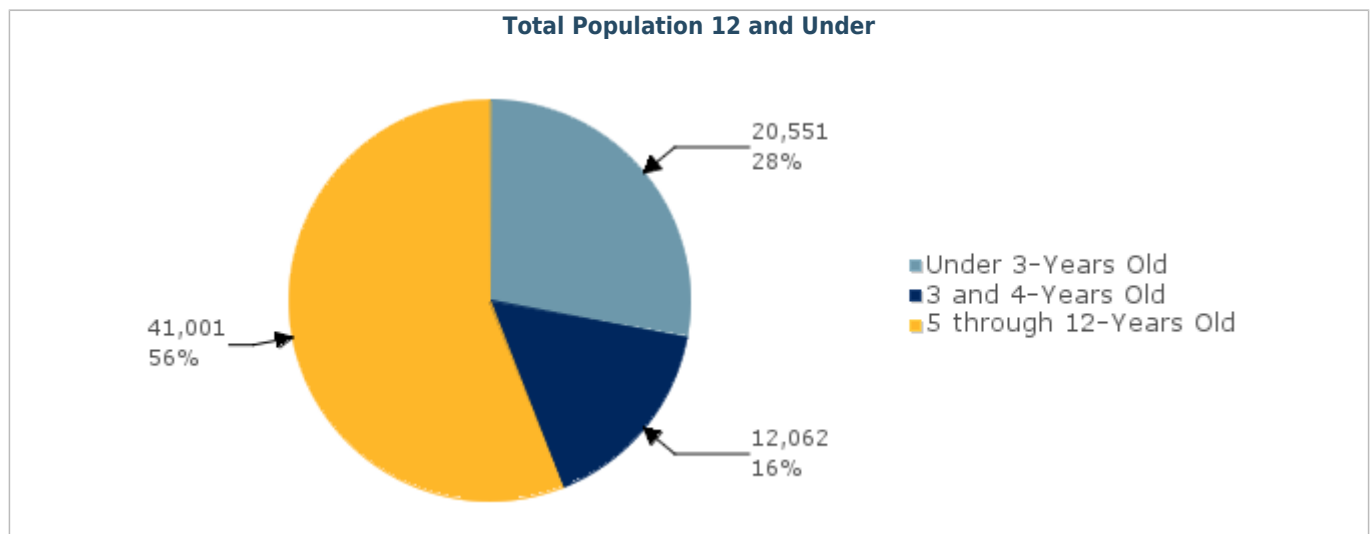




STATE/TERRITORY PROFILE - DISTRICT OF COLUMBIA

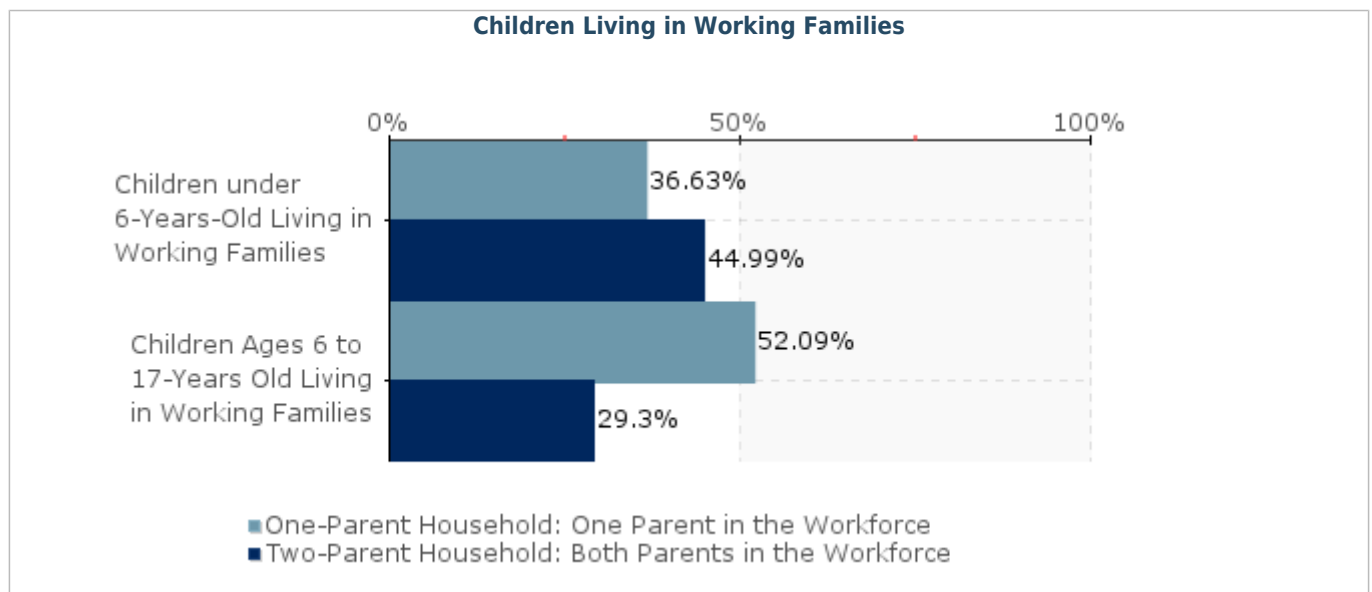
This profile highlights a current innovative effort to promote a subsidy system that is child-focused, family friendly, and fair to providers. It also provides demographic information, Early Care and Education (ECE) program participation and funding, subsidy innovation and program integrity information, program quality improvement activities, and professional development and workforce initiatives. Sources and links are provided at the end of the document

DEMOGRAPHICS



Source(s): U.S. Census Bureau. (n.d.). In American Community Survey, 2010. QT-P2 Single Years of Age and Sex. Retrieved from American FactFinder:

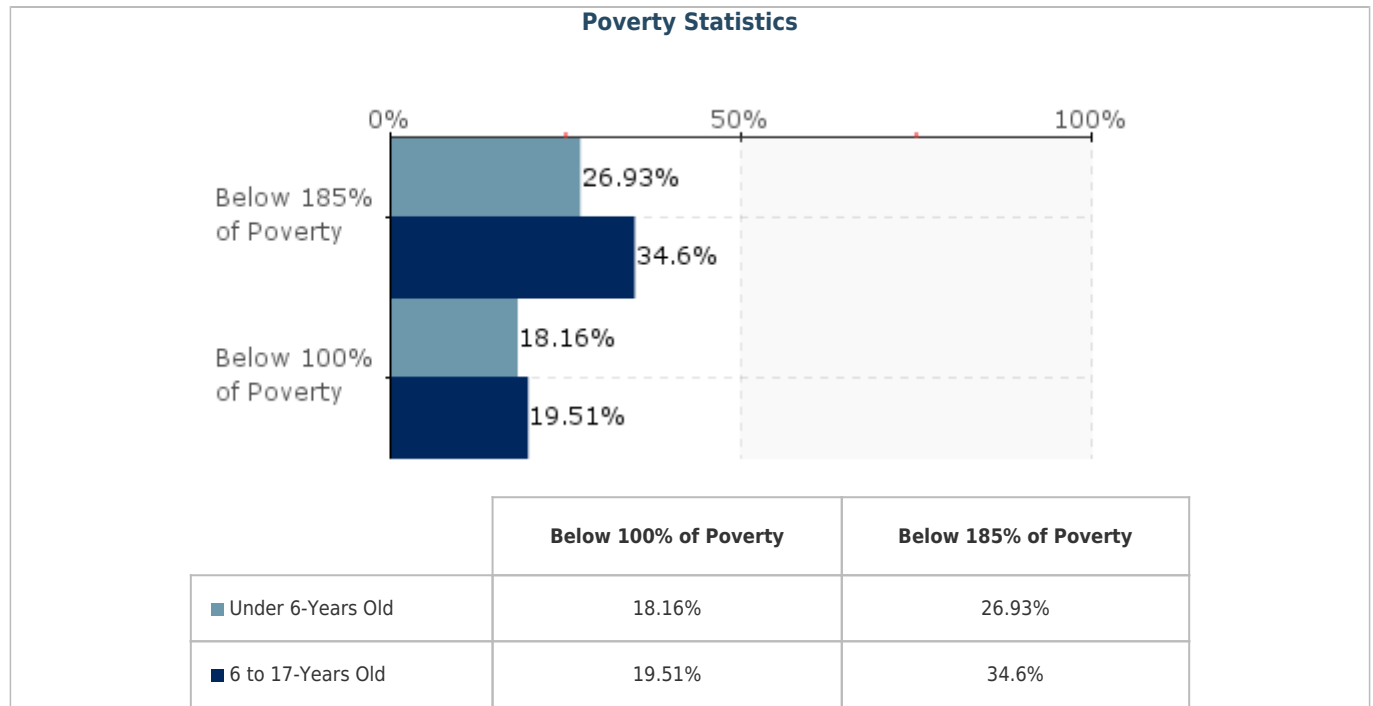
http://factfinder2.census.gov/faces/tableservices/jsf/pages/productview.xhtml?pid=DEC_10_SF1_QTP2&prodType=table



Source(s): U.S. Census Bureau. (2020). In American Community Survey 1-Year Estimates, 2019. B17024: Age By Ratio Of Income To Poverty Level In The Past 12 Months - Universe: Population for whom poverty status is determined.

<https://data.census.gov/cedsci/table?q=B17024&g=0100000US.04000.001&hidePreview=true&table=B17024&tid>

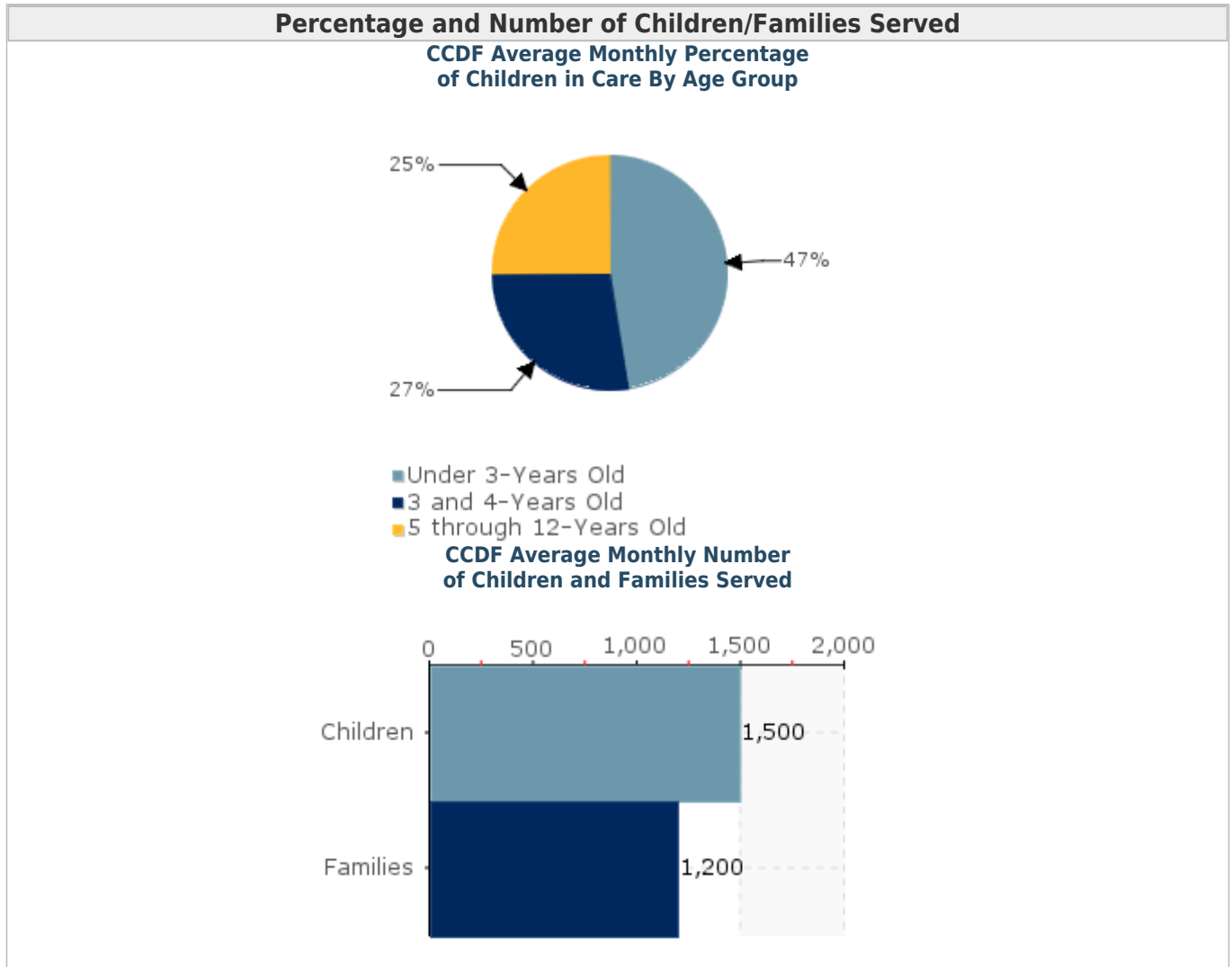
=ACSDT1Y2019.B17024&lastDisplayedRow=17&vintage=2019&mode=&y=2019



Source(s): U.S. Census Bureau. (2020). In American Community Survey 1-Year Estimates, 2019. C23008 Age of own Children under 18 Years in Families and Subfamilies by Living Arrangements by Employment Status of Parents: Universe: Own children under 18 years in families and subfamilies.

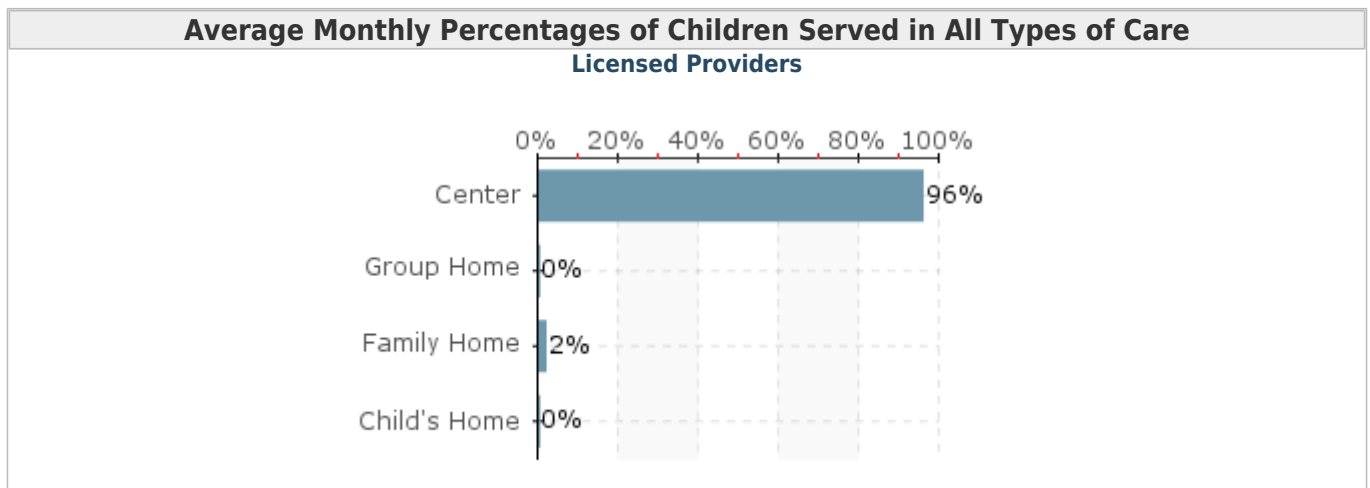
<https://data.census.gov/cedsci/table?q=C23008&g=&hidePreview=false&table=C23008&tid=ACSDT1Y2019.C23008&lastDisplayedRow=17&vintage=2019>

ECE PROGRAM PARTICIPATION AND FUNDING

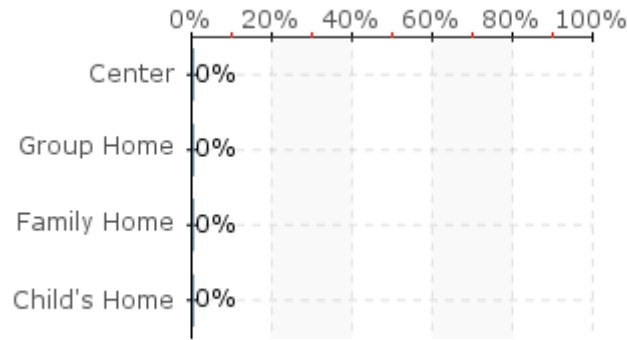


Source(s): U.S. Department of Health and Human Services, Office of Child Care. (2020). FFY 2019 CCDF data tables [Preliminary estimates]. Table 9 Average Monthly Percentages of Children In Care By Age Group <https://www.acf.hhs.gov/occ/data/fy-2019-preliminary-data-table-9>

1. U.S. Department of Health and Human Services, Office of Child Care. (2020). FFY 2019 CCDF data tables [Preliminary estimates]. Table 1 Average Monthly Adjusted Number of Families and Children Served. <https://www.acf.hhs.gov/occ/data/fy-2019-preliminary-data-table-1>



Non-Licensed Providers



Note: Unregulated provider data includes relative and non-relative care.

Source(s): U.S. Department of Health and Human Services, Office of Child Care. (2020). FFY 2019 CCDF data tables [Preliminary estimates]. Table 6 Average Monthly
<https://www.acf.hhs.gov/occ/data/fy-2019-preliminary-data-table-6>

Child Care and Development Fund (CCDF)

◦ Total CCDF Expenditure (Including Quality):	\$27,641,672
◦ CCDF Federal Expenditure:	\$21,742,235
◦ CCDF State/Territory Expenditure:	\$5,899,437

Source(s): U.S. Department of Health and Human Services, Administration for Children and Families, Office of Child Care. (2021). CCDF Expenditures for FY 2019 (all appropriation years). Table 4a: All expenditures by State-Categorical Summary. <https://www.acf.hhs.gov/occ/resource/fy-2018-ccdf-table-4a>

U.S. Department of Health and Human Services, Administration for Children and Families, Office of Child Care. (2020). CCDF Expenditures for FY 2018 (all appropriation years). Table 3a - All Expenditures by State - Detailed Summary. <https://www.acf.hhs.gov/occ/resource/fy-2018-ccdf-table-3a>

CCDF Quality Expenditures

◦ Total Quality Expenditure:	\$14,885,128
◦ Quality Activities (Set Aside Funds):	\$14,885,128
◦ Infant and Toddler (Targeted Funds):	Not available
◦ Quality Expansion Funds (Targeted Funds):	Not available
◦ School-Age/Resource and Referral (Targeted Funds):	Not available

Temporary Assistance for Needy Families (TANF) for Child Care

◦ TANF - Total Child Care Expenditure:	\$36,947,695
◦ TANF - Direct Expenditure on Child Care:	\$36,947,695
◦ TANF - Transfer to CCDF:	Not available

Source(s): U.S. Department of Health and Human Services, Administration for Children and Families, Office of
 DISTRICT OF COLUMBIA | November 2021

ChildCare Tax Credits

◦ Tax Credit Federal Total Amount Claimed:	\$108,829
◦ Tax Credit Federal Number of Claims:	61,190
◦ State/Territory Tax Credit Available - 2015:	Yes
◦ State/Territory Tax Credit Refundable:	No

Child and Adult Care Food Program (CACFP)

◦ CACFP Funding:	\$10,248,217
◦ Number of Family Child Care Homes Participating:	43
◦ Number of Child Care Centers (includes Head Start Programs) Participating:	260

Source(s): Food Research and Action Center. (2020). State of the States: Child and Adult Care Food Program (CACFP) in FY 2019. http://www.frac.org/maps/sos/tables/sos_tab_cacfp.html

Head Start

◦ Head Start Federal Allocation:	\$3,358,375
◦ Head Start State/Territory Allocation:	Not available
◦ Number of Children Participating:	2,150

Source(s): National Institute for Early Education Research. (2021). The 2020 state of preschool yearbook. <http://nieer.org/state-preschool-yearbooks/2020>

IDEA Part B, Section 619

◦ IDEA Part B Funding:	\$256,660
◦ Number of Children Served (Ages 3- through 5-Years-Old):	2,146

Source(s): U.S. Department of Education. (2021). Fiscal Years 2019-2021 State Tables for the U.S. Department of Education. <https://www2.ed.gov/about/overview/budget/statetables/index.html>

IDEA Part C

◦ IDEA Part C Funding:	\$2,843,044
◦ Number of Children Served (Ages Birth through 2-Years-Old):	979

Source(s): U.S. Department of Education. (2021). Fiscal Years 2019-2021 State Tables for the U.S. Department of Education. <https://www2.ed.gov/about/overview/budget/statetables/index.html>

Pre-kindergarten

◦ Pre-kindergarten Total Expenditure:	\$255,918,562
---------------------------------------	---------------

◦ Enrollment (4-year-olds and under):	13,791
---------------------------------------	--------

Note: Total Expenditure includes all State/Territory, Local, and Federal dollars. In addition to 3 and 4-year-olds, some Pre-kindergarten programs enroll children of other ages.

Source(s): National Institute for Early Education Research. (2021). The 2020 state of preschool yearbook. <https://nieer.org/state-preschool-yearbooks/yearbook2020>

CCDF SUBSIDY PROGRAM ADMINISTRATION

Income Eligibility at Determination

(a)	(b)	(c)	(d)	
Family Size	100 % of SMI (\$/Month)	85% of SMI(\$/Month) [Multiply(a) by 0.85]	(IF APPLICABLE) (\$/Month) Maximum Initial or First Tier Income Limit (or Threshold) if Lower Than 85% of Current SMI	IF APPLICABLE) (% of SMI) [Divide(c) by (a), multiply by 100] Income Level if Lower Than 85% of Current SMI
3	\$6,762.00	\$5,748.00	\$4,254.00	62%

Source(s): U.S. Department of Health and Human Services, Administration for Children and Families, Office of Child Care. (2019). Report 3.1.3 Family Size of 3: Eligible Children and Families - Income Eligibility at Determination. ACF-118 Data Submission Center.

Approaches Used for Promoting Continuity of Care

◦ Coordinating with Head Start, prekindergarten, or other early learning programs to create a package of arrangements that accommodates parents' work schedules	Yes
◦ Inquiring about whether the child has an Individualized Education Program (IEP) or Individual Family Services Plan (IFSP)	Yes
◦ Establishing minimum eligibility periods greater than 12 months	Not available
◦ Using cross-enrollment or referrals to other public benefits	Yes
◦ Working with IDEA Part B, Section 619 and Part C staff to explore how services included in a child's IEP or IFSP can be supported and/or provided onsite and in collaboration with child care services	Yes
◦ Providing more intensive case management for families with children with multiple risk factors;	Not available
◦ Implementing policies and procedures that promote universal design to ensure that activities and environments are accessible to all children, including children with sensory, physical, or other disabilities	Yes
◦ Other:	Described Below
OSSE uses locally appropriated child care subsidy funds to support Early Head Start child care partners who are part of the Quality Improvement Network. These child development facilities receive an increased daily reimbursement rate to provide continuous, comprehensive and intensive high quality care that meets Head Start Performance Standards.	

Source(s): U.S. Department of Health and Human Services, Administration for Children and Families, Office of Child Care. (2019). Reports 3.1.6 and 3.1.6-2: Eligible Children and Families - Approaches Used for Promoting Continuity of Care. ACF-118 Data Submission Center.

Increasing Access for Vulnerable Children and Families

Children with Special Needs	
◦ Prioritize for enrollment	Yes
◦ Serve without placing these populations on waiting lists	Yes
◦ Waive co-payments	Not available
◦ Pay higher rates for access to higher quality care	Not available
◦ Use grants or contracts to reserve slots for priority populations	Not available
◦ Other:	Described Below
<p>Applicant parents of children with special needs are waived of the requirements to participate in a qualifying activity (e.g. training or employment). Applicants are still required to meet the income threshold requirements but expenses attributed to caring for a child with special needs is a deductible expense from the income determination. Per 45 CFR 98.20(a)(3)(ii), the District has identified children with special needs as part of the vulnerable population.</p>	
Families with Very Low Incomes	
◦ Prioritize for enrollment	Yes
◦ Serve without placing these populations on waiting lists	Yes
◦ Waive co-payments	Yes
◦ Pay higher rates for access to higher quality care	Not available
◦ Use grants or contracts to reserve slots for priority populations	Not available
◦ Other:	Not available
Not available	
Children Experiencing Homelessness	
◦ Prioritize for enrollment	Yes
◦ Serve without placing these populations on waiting lists	Yes
◦ Waive co-payments	Yes
◦ Pay higher rates for access to higher quality care	Not available
◦ Use grants or contracts to reserve slots for priority populations	Not available
◦ Other:	Described Below

Applicant parents of children experiencing homelessness are waived of the requirement to participate in a qualifying activity and income threshold requirements. Eligibility staff does not calculate income to determine eligibility or co-payment.

Families Receiving TANF*

◦ Prioritize for enrollment	Yes
◦ Serve without placing these populations on waiting lists	Yes
◦ Waive co-payments	Not available
◦ Pay higher rates for access to higher quality care	Not available
◦ Use grants or contracts to reserve slots for priority populations	Not available
◦ Other:	Described Below
Effective October 1, 2016, TANF applicants are eligible for child care services with evidence of acceptance and approval of the applicant's Individual Responsibility Plan.	

* Includes families receiving TANF program funds, those transitioning off TANF through work activities, or those at risk of becoming dependent on TANF.

Source(s): U.S. Department of Health and Human Services, Administration for Children and Families, Office of Child Care. (2019). Reports 3.2.2a, 3.2.2b, 3.2.2c, 3.2.2d, 3.2.2a-2, 3.2.2b-2, 3.2.2c-2, and 3.2.2d-2: Increasing Access for Vulnerable Children and Families. ACF-118 Data Submission Center.

Use of Grants or Contracts to Increase the Supply of Specific Types of Child Care

◦ Programs to serve children with disabilities	Not available
◦ Programs to serve infants and toddlers	Not available
◦ Programs to serve school-age children	Not available
◦ Programs to serve children needing non-traditional hour care	Not available
◦ Programs to serve children experiencing homelessness	Not available
◦ Programs to serve children in underserved areas	Not available
◦ Programs that serve children with diverse linguistic or cultural backgrounds	Not available
◦ Programs that serve specific geographic areas (urban)	Not available
◦ Programs that serve specific geographic areas (rural)	Not available
◦ Other:	Described Below
There are no descriptions needed.	

Use of Grants or Contracts to Increase the Quality of Specific Types of Child Care

◦ Programs to serve children with disabilities	Not available
--	---------------

◦ Programs to serve infants and toddlers	Not available
◦ Programs to serve school-age children	Not available
◦ Programs to serve children needing non-traditional hour care	Not available
◦ Programs to serve children experiencing homelessness	Not available
◦ Programs to serve children in underserved areas	Not available
◦ Programs that serve children with diverse linguistic or cultural backgrounds	Not available
◦ Programs that serve specific geographic areas (urban)	Not available
◦ Programs that serve specific geographic areas (rural)	Not available
◦ Other:	Described Below
There are no descriptions needed.	

Base payment rates and percentiles

Age	Center	Percentile of most recent MRS	Family Child Care	Percentile of most recent MRS
Infant	\$ 65.43/ day	N/A	\$ 50.46/ day	N/A
Toddler	\$ 65.43/ day	N/A	\$ 50.46/ day	N/A
Preschool	\$ 48.87/ day	N/A	\$ 30.84/ day	N/A
School Age	\$ 36.06/ day	N/A	\$ 28.00/ day	N/A
Effective date of payment rates: 10/1/2018				
Market rate survey (MRS) date: 7/1/2018				

Source(s): U.S. Department of Health and Human Services, Administration for Children and Families, Office of Child Care. (2019). Report 4.3.1: Setting Payment Rates. ACF-118 Data Submission Center.

U.S. Department of Health and Human Services, Administration for Children and Families, Office of Child Care. (2019). Report 4.2.5a: Setting Payment Rates. ACF-118 Data Submission Center.

Tiered Reimbursement or Differential Rates

◦ Differential rate for non-traditional hours. Describe	Yes
◦ Differential rate for children with special needs, as defined by the state/territory.	Yes
◦ Differential rate for infants and toddlers. Note: Do not check if the Lead Agency has a different base rate for infants/toddlers with no separate bonus or add-on	Yes
◦ Differential rate for school-age programs. Note: Do not check if the Lead Agency has a different base rate for school-age children with no separate bonus or add-on.	Not available
◦ Differential rate for higher quality, as defined by the state/territory.	Yes
◦ Other differential rates or tiered rates.	Yes
◦ Tiered or differential rates are not implemented.	Not available

CCDF Co-Payments by Family Size

CCDF Co-Payments by Family Size

	(a)	(b)	(c)	(d)	(e)	(f)
Family Size	Lowest “Entry” Income Level Where Family Is First Charged Co-Pay (Greater Than \$0)	What Is the Monthly Co-Payment for a Family of This Size Based on the Income Level in (a)?	The Co-Payment in Column (b) is What Percentage of the Income in Column (a)?	Highest “Entry” Income Level Before a Family Is No Longer Eligible	What Is the Monthly Co-Payment for a Family of This Size Based on the Income Level in (d)?	The Co-Payment in Column (e) is What Percentage of the Income in Column (d)?
3	\$22,462.00	\$20.40	2	\$51,050.00	\$154.60	5

Source(s): U.S. Department of Health and Human Services, Administration for Children and Families, Office of Child Care. (2019). Report 3.4.1a Family Size of 3: Family Contribution to Payment - CCDF Co-Payments by Family Size. ACF-118 Data Submission Center.

Family Contribution to Payment

◦ No, the Lead Agency does not waive family contributions/co-payments.	Not available
◦ Yes, the Lead Agency waives family contributions/co-payments for families with an income at or below the Federal poverty level for families of the same size.	Yes
◦ Yes, the Lead Agency waives family contributions/co-payments for families who are receiving or needing to receive protective services, as determined by the Lead Agency for purposes of CCDF eligibility. Describe the policy and provide the policy citation..	Yes
◦ Describe contributions/co-payments for families who are receiving or needing to receive protective services	See response below.

<ul style="list-style-type: none"> ◦ Yes, the Lead Agency waives family contributions/co-payments for other criteria established by the Lead Agency. Describe the policy and provide the policy citation 	Yes
<ul style="list-style-type: none"> ◦ Describe contributions/co-payments for other criteria (See table below) 	Described Below
<p>Applicants exempt from co-payment include: TANF recipients in countable activities other than employment; TANF payees in countable activities; TANF parent(s) or guardian(s) with physical or mental, disabilities; Unemployed parent(s) or guardian(s) receiving vocational rehabilitation services; Children receiving Child Protective Services; Children in foster care; Children experiencing homelessness; Teen or young adult parent(s) in junior and senior high school. Additionally, a family with a gross annual family income greater than one hundred percent (100%) but less than or equal to two hundred fifty percent (250%) of the FPL shall be required to pay the co-payment amount(s). In addition, adoptive parent(s) or guardian(s) (foster parent(s) who finalizes an adoption) are provided three (3) months with no co-payment from the effective date of adoption before beginning co-payments if payment requirement has been established.</p> <p>The District of Columbia Mayor's Order 2009-3, dated January 15, 2009 nunc pro tunc to August 16, 2009, designates OSSE as the lead agency for CCDF and delegated the authority of the Mayor to administer the District law that governs subsidized child care, D.C. Code § 4-401 et seq. The copay requirements and exemptions are set forth in Section 400.1 of OSSE's Eligibility Determinations for Subsidized Child Care Policy Manual and 5-A DCMR §§ 204.2 and 204.3.</p>	

Source(s): U.S. Department of Health and Human Services, Administration for Children and Families, Office of Child Care. (2019). Report 3.4.4: Family Contribution to Payment - Family Contribution to Payment. ACF-118 Data Submission Center.

HEALTH AND SAFETY

Child-Staff Ratios by Group Size by Age of Children for Licensed Child Care Centers

Age of Children	Child-Staff Ratio	Group Size
Infant (11 months)	4:1	8
Toddler (35 months)	4:1	8
Preschool (59months)	8:1	16
School-age (6 years)	15:1	30
School-age (10 years and older)	15:1	30
If any of the responses above are different for exempt child care centers, describe which requirements apply:	Described Below	
The District does not exempt any child care centers.		

Source(s): National Center on Early Childhood Quality Assurance. (2021). 2020 Child Care Licensing Study: Analysis of child care licensing regulations. [Unpublished data].

U.S. Department of Health and Human Services, Administration for Children and Families, Office of Child Care. (2019). Report 5.2.1a-5_6_7: Standards on ratios, group sizes, and qualifications for CCDF providers.- exempt child care centers. ACF-118 Data Submission Center.

QUALITY IMPROVEMENT

Use of Quality Funds

	Yes/No	CCDF Funds	Other Funds	Other (describe)
Supporting the training and professional development of the child care workforce	Yes	Yes	Yes	Described Below
Developing, maintaining, or implementing early learning and developmental guidelines	Yes	Not available	Yes	Described Below
Developing, implementing, or enhancing a tiered quality rating and improvement system	Yes	Yes	Yes	Described Below
Improving the supply and quality of child care services for infants and toddlers	Yes	Not available	Yes	Described Below
Establishing or expanding a statewide system of CCR&R services	Yes	Yes	Not available	Not available
Facilitating compliance with state/territory requirements for inspection, monitoring, training, and health and safety standards	Yes	Yes	Yes	Described Below
Evaluating and assessing the quality and effectiveness of child care services within the state/territorys	Yes	Yes	Yes	Described Below
Supporting accreditation	Yes	Yes	Not available	Not available

	Yes/No	CCDF Funds	Other Funds	Other (describe)
Supporting state/territory or local efforts to develop high-quality program standards relating to health, mental health, nutrition, physical activity, and physical development	Not available	Not available	Not available	Not available
Other activities determined by the state/territory to improve the quality of child care services and which measurement of outcomes related to improved provider preparedness, child safety, child well-being, or kindergarten entry is possible	Yes	Yes	Yes	Described Below

Use of Quality Funds - Continued

	Other (describe)
Supporting the training and professional development of the child care workforce	Local funds and federal grant funds from the Administration on Children and Families Early Head Start-Child Care Partnership grant.
Developing, maintaining, or implementing early learning and developmental guidelines	Local Funds
Developing, implementing, or enhancing a tiered quality rating and improvement system	Local funds
Improving the supply and quality of child care services for infants and toddlers	Local funds and federal grant funds from the Administration on Children and Families Early Head Start-Child Care Partnership grant.
Facilitating compliance with state/territory requirements for inspection, monitoring, training, and health and safety standards	Local funds
Evaluating and assessing the quality and effectiveness of child care services within the state/territorys	Local funds
Supporting accreditation	Not available

	Other (describe)
Supporting state/territory or local efforts to develop high-quality program standards relating to health, mental health, nutrition, physical activity, and physical development	Not available
Other activities determined by the state/territory to improve the quality of child care services and which measurement of outcomes related to improved provider preparedness, child safety, child well-being, or kindergarten entry is possible	Local funds

Source(s):

- U.S. Department of Health and Human Services, Administration for Children and Families, Office of Child Care. (2019). Reports 7.2.1 and 7.2.1-1: Use of Quality Funds - Supporting the training and professional development of the child care workforce. ACF-118 Data Submission Center.
- U.S. Department of Health and Human Services, Administration for Children and Families, Office of Child Care. (2019). Report 7.2.1 and 7.2.1-2: Use of Quality Funds - Developing, maintaining, or implementing early learning and developmental guidelines. ACF-118 Data Submission Center.
- U.S. Department of Health and Human Services, Administration for Children and Families, Office of Child Care. (2019). Report 7.2.1 and 7.2.1-3: Use of Quality Funds - Developing, implementing, or enhancing a tiered quality rating and improvement system. ACF-118 Data Submission Center.
- U.S. Department of Health and Human Services, Administration for Children and Families, Office of Child Care. (2019). Report 7.2.1 and 7.2.1-4: Use of Quality Funds - Improving the supply and quality of child care services for infants and toddlers. ACF-118 Data Submission Center.
- U.S. Department of Health and Human Services, Administration for Children and Families, Office of Child Care. (2019). Report 7.2.1 and 7.2.1-5: Use of Quality Funds - Establishing or expanding a statewide system of CCR&R services. ACF-118 Data Submission Center.
- U.S. Department of Health and Human Services, Administration for Children and Families, Office of Child Care. (2019). Report 7.2.1 and 7.2.1-6: Use of Quality Funds - Facilitating compliance with state/territory requirements for inspection, monitoring, training, and health and safety standards. ACF-118 Data Submission Center.
- U.S. Department of Health and Human Services, Administration for Children and Families, Office of Child Care. (2019). Report 7.2.1 and 7.2.1-7: Use of Quality Funds - Evaluating and assessing the quality and effectiveness of child care services within the state/territory. ACF-118 Data Submission Center.
- U.S. Department of Health and Human Services, Administration for Children and Families, Office of Child Care. (2019). Report 7.2.1 and 7.2.1-8: Use of Quality Funds - Supporting accreditation. ACF-118 Data Submission Center.
- U.S. Department of Health and Human Services, Administration for Children and Families, Office of Child Care. (2019). Report 7.2.1 and 7.2.1-9: Use of Quality Funds - Supporting state/territory or local efforts to develop high-quality program standards relating to health, mental health, nutrition, physical activity, and physical development. ACF-118 Data Submission Center.
- U.S. Department of Health and Human Services, Administration for Children and Families, Office of Child Care. (2019). Report 7.2.1 and 7.2.1-10: Use of Quality Funds - Other activities determined by the state/territory to improve the quality of child care services and which measurement of outcomes related to improved provider preparedness, child safety, child well-being, or kindergarten entry is possible. ACF-118 Data Submission Center.

Outreach to Families with Limited English Proficiency

Application in other languages (application document, brochures, provider notices)	Yes
Informational materials in non-English languages	Yes
Website in non-English languages	Yes

Lead Agency accepts applications at local community-based locations	Yes
Bilingual caseworkers or translators available	Yes
Bilingual outreach workers	Yes
Partnerships with community-based organizations	Yes
Other	Not available
Describe Other	Not available
Not available	

Source(s): U.S. Department of Health and Human Services, Administration for Children and Families, Office of Child Care. (2019). Report 2.1.1-1 and 2.1.1-2: Outreach to Families with Limited English Proficiency - Strategies the Lead Agency or partners utilize to provide outreach and services to eligible families for whom English is not their first language. ACF-118 Data Submission Center.

Outreach to Families with a Person(s) with Disabilities

Applications and public informational materials available in Braille and other communication formats for access by individuals with disabilities	Yes
Websites that are accessible (e.g., Section 508 of the Rehabilitation Act)	Yes
Caseworkers with specialized training/experience in working with individuals with disabilities	Yes
Ensuring accessibility of environments and activities for all children	Yes
Partnerships with state and local programs and associations focused on disability-related topics and issues	Yes
Partnerships with parent associations, support groups, and parent-to-parent support groups, including the Individuals with Disabilities Education Act (IDEA) federally funded Parent Training and Information Centers	Yes
Partnerships with state and local IDEA Part B, Section 619 and Part C providers and agencies	Yes
Availability and/or access to specialized services (e.g., mental health, behavioral specialists, therapists) to address the needs of all children	Yes
Other	Not available
Describe Other	Not available
Not available	

Source(s): U.S. Department of Health and Human Services, Administration for Children and Families, Office of Child Care. (2019). Report 2.1.2-1 and 2.1.2-2: Outreach to Families with Limited English Proficiency - Strategies the Lead Agency or partners utilize to provide outreach and services to eligible families with a person(s) with a disability. ACF-118 Data Submission Center.

Consumer Education Website

<p>How the Lead Agency ensures that its website is consumer-friendly and easily accessible</p>	<p>My Child Care DC is a consumer-friendly website that helps families find and compare child care options (http://childcareconnections.osse.dc.gov/). My Child Care DC allows families to search center-based and home-based child development providers by distance from a particular address or zip code and is accessible from mobile devices. Consumers can filter options by operating hours, type of facility, age range of students served and quality improvement ratings. The website also specifies which child development providers accept vouchers and participate in the Child and Adult Care Food Program (CACFP). The website includes a detailed, easy-to-read provider profile that consists of inspection reports, capacity, licensing information, accreditation and substantiated complaints. The My Child Care DC is easily accessible in the OSSE, DC Child Care Connections and the Thrive by Five websites. Thrive by Five is a city-wide initiative acknowledging that learning begins at birth, every day counts and investments in early childhood education are essential. The Thrive by Five website provides information for families on health, development, early care and education, as well as information for providers. To ensure that the My Child Care DC website is consumer-friendly and easily accessible, OSSE used focus groups of parents to test the design and navigation of the site prior to launching. Furthermore, OSSE conducted a full self-assessment of the My Child Care DC website, based on the State and Territory Child Care Consumer Education Websites: Self-Assessment Checklist from the Administration for Child and Families (ACF). OSSE continues to monitor the usability of the website and identify needed enhancements to ensure it remains consumer friendly and easily accessible.</p>
<p>How the website ensures the widest possible access to services for families that speak languages other than English</p>	<p>Effective Sept. 30, 2018, My Child Care DC will be available in all languages outlined in Chapter 12 (Language Access Act) of Title 4 (Human Rights and Relations) of the District of Columbia Municipal Regulations ("DCMR"). Additionally families that speak languages other than English and can access the website and can call (202) 829-2500 to receive free interpreter assistance. (http://childcareconnections.osse.dc.gov/MyChildCare/ContactUs).</p>
<p>How the website ensures the widest possible access to services for persons with disabilities</p>	<p>The Office of the State Superintendent of Education (OSSE) partners with the DC Child Care Connections (http://dcchildcareconnections.org/), a child care resource and referral agency that can assist parents and families, including persons with disabilities, with questions regarding child care in person, via email and telephone as appropriate. Additionally the Office of the Chief Technology office establishes the following guidelines for all District of Columbia websites.</p> <ol style="list-style-type: none"> 1) A text equivalent for every non-text element shall be provided. (images) 2) Equivalent alternatives for any multimedia presentation shall be synchronized with the presentation. In other words, all videos, webinars, etc. must have subtitles or another way for deaf or hard-of-hearing individuals to access the content. (multimedia) 3) When electronic forms are designed to be completed on-line, the form shall allow people using assistive technology to access the information, field elements, and functionality required for completion and submission of the form, including all directions and cues. (electronic forms) 4) Row and column headers shall be identified for data tables. (tables) 5) Markup shall be used to associate data cells and header cells for data tables that have two or more logical levels of row or column headers. (tables) 6) Pages shall be designed to avoid causing the screen to flicker with a frequency greater than 2 Hz and lower than 55 Hz. 7) When a web page requires that an applet, plug-in or other application be present on the client system to interpret page content, the page must provide a link to a plug-in or applet that complies with §1194.21(a) through (l). <p>Accessibility Standards: Section 508 Compliance (page 30-33: https://octo.dc.gov/sites/default/files/dc/sites/octo/publication/attachments/Drupal%207_FINAL%20120314.pdf)</p>

Source(s): U.S. Department of Health and Human Services, Administration for Children and Families, Office of Child Care. (2019). Report 2.3.1, 2.3.1, and 2.3.3: Consumer Education Website. ACF-118 Data Submission Center.

FOOTNOTES

Source Footnotes:

- Demographics - Total Population 12 and Under
 - U.S. Census Bureau. (n.d.). In American Community Survey, 2010. QT-P2 Single Years of Age and Sex. Retrieved from American FactFinder: http://factfinder2.census.gov/faces/tableservices/jsf/pages/productview.xhtml?pid=DEC_10_SF1_QTP2&prodType=table
- Demographics - Poverty Statistics
 - U.S. Census Bureau. (2020). In American Community Survey 1-Year Estimates, 2019. B17024: Age By Ratio Of Income To Poverty Level In The Past 12 Months - Universe: Population for whom poverty status is determined. <https://data.census.gov/cedsci/table?q=B17024&g=0100000US.04000.001&hidePreview=true&table=B17024&tid=ACSDT1Y2019.B17024&lastDisplayedRow=17&vintage=2019&mode=&y=2019>
- Demographics - Children Living in Working Families
 - U.S. Census Bureau. (2020). In American Community Survey 1-Year Estimates, 2019. C23008 Age of own Children under 18 Years in Families and Subfamilies by Living Arrangements by Employment Status of Parents: Universe: Own children under 18 years in families and subfamilies. <https://data.census.gov/cedsci/table?q=C23008&g=&hidePreview=false&table=C23008&tid=ACSDT1Y2019.C23008&lastDisplayedRow=17&vintage=2019>
- ECE Program Participation - CCDF Average Monthly Percentage of Children In Care
 - U.S. Department of Health and Human Services, Office of Child Care. (2020). FFY 2019 CCDF data tables [Preliminary estimates]. Table 9 Average Monthly Percentages of Children In Care By Age Group <https://www.acf.hhs.gov/occ/data/fy-2019-preliminary-data-table-9>
- ECE Program Participation - CCDF Average Monthly Number of Children and Families Served
 - U.S. Department of Health and Human Services, Office of Child Care. (2020). FFY 2019 CCDF data tables [Preliminary estimates]. Table 1 Average Monthly Adjusted Number of Families and Children Served. <https://www.acf.hhs.gov/occ/data/fy-2019-preliminary-data-table-1>
- ECE Program Participation - CCDF Average Monthly Percentages of Children Served in All Types of Care
 - U.S. Department of Health and Human Services, Office of Child Care. (2020). FFY 2019 CCDF data tables [Preliminary estimates]. Table 6 Average Monthly <https://www.acf.hhs.gov/occ/data/fy-2019-preliminary-data-table-6>
- ECE Program Participation - Child and Adult Care Food Program (CACFP) Participation
 - Food Research and Action Center. (2020). State of the States: Child and Adult Care Food Program (CACFP) in FY 2019. http://www.frac.org/maps/sos/tables/sos_tab_cacfp.html
- ECE Program Participation - Head Start Participation
 - National Institute for Early Education Research. (2020). The 2019 state of preschool yearbook. <http://nieer.org/state-preschool-yearbooks/2019-2>
- ECE Program Participation - Pre-kindergarten Participation
 - National Institute for Early Education Research. (2021). The 2020 state of preschool yearbook. <https://nieer.org/state-preschool-yearbooks/yearbook2020>
- ECE Program Participation - IDEA Part C Participation
 - IDEA Data Accountability Center. (2021). Table C1-1: Number of infants and toddlers ages birth through 2 and 3

and older, and percentage of population, receiving early intervention services under IDEA, Part C, by age and state: 2020-2021. <https://www2.ed.gov/programs/osepidea/618-data/state-level-data-files/index.html#cccs>

- ECE Program Participation - IDEA Part B, Section 619 Participation
 - IDEA Data Accountability Center. (2021). Table B1-1: Number of infants and toddlers ages birth through 2 and 3 and older, and percentage of population, receiving early intervention services under IDEA, Part B, by age and state: 2020. <https://www2.ed.gov/programs/osepidea/618-data/state-level-data-files/index.html#bccee>
- ECE Funding - Child Care and Development Fund (CCDF)
 - U.S. Department of Health and Human Services, Administration for Children and Families, Office of Child Care. (2021). CCDF Expenditures for FY 2019 (all appropriation years). Table 4a: All expenditures by State-Categorical Summary. <https://www.acf.hhs.gov/occ/resource/fy-2018-ccdf-table-4a>

U.S. Department of Health and Human Services, Administration for Children and Families, Office of Child Care. (2020). CCDF Expenditures for FY 2018 (all appropriation years). Table 3a - All Expenditures by State - Detailed Summary. <https://www.acf.hhs.gov/occ/resource/fy-2018-ccdf-table-3a>
- ECE Funding - Temporary Assistance for Needy Families (TANF)
 - U.S. Department of Health and Human Services, Administration for Children and Families, Office of Family Assistance. (2020). Fiscal Year 2019 TANF Financial Data. <https://www.acf.hhs.gov/ofa/resource/tanf-financial-data-fy-2019>
- ECE Funding - Child and Adult Care Food Program (CACFP) Funding
 - Food Research and Action Center. (2020). State of the States: Child and Adult Care Food Program (CACFP) in FY 2019. http://www.frac.org/maps/sos/tables/sos_tab_cacfp.html
- ECE Funding - Head Start Funding
 - National Institute for Early Education Research. (2021). The 2020 state of preschool yearbook. <http://nieer.org/state-preschool-yearbooks/2020>
- ECE Funding - Pre-kindergarten Funding
 - National Institute for Early Education Research. (2021). The 2020 state of preschool yearbook. <https://nieer.org/state-preschool-yearbooks/yearbook2020>
- ECE Funding - IDEA Part C Funding
 - U.S. Department of Education. (2021). Fiscal Years 2019-2021 State Tables for the U.S. Department of Education. <https://www2.ed.gov/about/overview/budget/statetables/index.html>
- ECE Funding - IDEA Part B Section 619 Funding
 - U.S. Department of Education. (2021). Fiscal Years 2019-2021 State Tables for the U.S. Department of Education. <https://www2.ed.gov/about/overview/budget/statetables/index.html>
- CCDF Subsidy Program Administration - Parental Choice in Relation to Certificates, Grants, or Contracts
 - U.S. Department of Health and Human Services, Administration for Children and Families, Office of Child Care. (2019). Reports 4.1.3b, 4.1.3b-2, 4.1.3c, and 4.1.3c-2: Parental Choice in Relation to Certificates, Grants, or Contracts. ACF-118 Data Submission Center.
- CCDF Subsidy Program Administration - Eligible Children and Families
 - U.S. Department of Health and Human Services, Administration for Children and Families, Office of Child Care. (2019). Report 3.1.3 Family Size of 3: Eligible Children and Families - Income Eligibility at Determination. ACF-118 Data Submission Center.
 - U.S. Department of Health and Human Services, Administration for Children and Families, Office of Child Care. (2019). Reports 3.1.6 and 3.1.6-2: Eligible Children and Families - Approaches Used for Promoting Continuity of Care. ACF-118 Data Submission Center.
- CCDF Subsidy Program Administration - Increasing Access for Vulnerable Children and Families

- U.S. Department of Health and Human Services, Administration for Children and Families, Office of Child Care. (2019). Reports 3.2.2a, 3.2.2b, 3.2.2c, 3.2.2d, 3.2.2a-2, 3.2.2b-2, 3.2.2c-2, and 3.2.2d-2: Increasing Access for Vulnerable Children and Families. ACF-118 Data Submission Center.
- CCDF Subsidy Program Administration - Family Contribution to Payment
 - U.S. Department of Health and Human Services, Administration for Children and Families, Office of Child Care. (2019). Report 3.4.1a Family Size of 3: Family Contribution to Payment - CCDF Co-Payments by Family Size. ACF-118 Data Submission Center.
 - U.S. Department of Health and Human Services, Administration for Children and Families, Office of Child Care. (2019). Report 3.4.4: Family Contribution to Payment - Family Contribution to Payment. ACF-118 Data Submission Center.
- CCDF Subsidy Program Administration - Setting Payment Rates
 - U.S. Department of Health and Human Services, Administration for Children and Families, Office of Child Care. (2019). Report 4.3.1: Setting Payment Rates. ACF-118 Data Submission Center.
- CCDF Subsidy Program Administration - Costs
 - U.S. Department of Health and Human Services, Administration for Children and Families, Office of Child Care. (2019). Report 4.2.5a: Setting Payment Rates. ACF-118 Data Submission Center.
- Health and Safety - Licensing
 - National Center on Early Childhood Quality Assurance. (2021). 2020 Child Care Licensing Study: Analysis of child care licensing regulations. [Unpublished data].
 - National Center on Early Childhood Quality Assurance. (2021). 2020 Child Care Licensing Study: Analysis of child care licensing regulations. [Unpublished data].

 - U.S. Department of Health and Human Services, Administration for Children and Families, Office of Child Care. (2019). Report 5.2.1a-5_6_7: Standards on ratios, group sizes, and qualifications for CCDF providers.- exempt child care centers. ACF-118 Data Submission Center.
- Quality Improvements - Use of Quality Funds
 - U.S. Department of Health and Human Services, Administration for Children and Families, Office of Child Care. (2019). Reports 7.2.1 and 7.2.1-1: Use of Quality Funds - Supporting the training and professional development of the child care workforce. ACF-118 Data Submission Center.
 - U.S. Department of Health and Human Services, Administration for Children and Families, Office of Child Care. (2019). Report 7.2.1 and 7.2.1-2: Use of Quality Funds - Developing, maintaining, or implementing early learning and developmental guidelines. ACF-118 Data Submission Center.
 - U.S. Department of Health and Human Services, Administration for Children and Families, Office of Child Care. (2019). Report 7.2.1 and 7.2.1-3: Use of Quality Funds - Developing, implementing, or enhancing a tiered quality rating and improvement system. ACF-118 Data Submission Center.
 - U.S. Department of Health and Human Services, Administration for Children and Families, Office of Child Care. (2019). Report 7.2.1 and 7.2.1-4: Use of Quality Funds - Improving the supply and quality of child care services for infants and toddlers. ACF-118 Data Submission Center.
 - U.S. Department of Health and Human Services, Administration for Children and Families, Office of Child Care. (2019). Report 7.2.1 and 7.2.1-5: Use of Quality Funds - Establishing or expanding a statewide system of CCR&R services. ACF-118 Data Submission Center.
 - U.S. Department of Health and Human Services, Administration for Children and Families, Office of Child Care. (2019). Report 7.2.1 and 7.2.1-6: Use of Quality Funds - Facilitating compliance with state/territory requirements for inspection, monitoring, training, and health and safety standards. ACF-118 Data Submission Center.
 - U.S. Department of Health and Human Services, Administration for Children and Families, Office of Child Care. (2019). Report 7.2.1 and 7.2.1-7: Use of Quality Funds - Evaluating and assessing the quality and effectiveness

of child care services within the state/territory. ACF-118 Data Submission Center.

- U.S. Department of Health and Human Services, Administration for Children and Families, Office of Child Care. (2019). Report 7.2.1 and 7.2.1-8: Use of Quality Funds - Supporting accreditation. ACF-118 Data Submission Center.
- U.S. Department of Health and Human Services, Administration for Children and Families, Office of Child Care. (2019). Report 7.2.1 and 7.2.1-9: Use of Quality Funds - Supporting state/territory or local efforts to develop high-quality program standards relating to health, mental health, nutrition, physical activity, and physical development. ACF-118 Data Submission Center.
- U.S. Department of Health and Human Services, Administration for Children and Families, Office of Child Care. (2019). Report 7.2.1 and 7.2.1-10: Use of Quality Funds - Other activities determined by the state/territory to improve the quality of child care services and which measurement of outcomes related to improved provider preparedness, child safety, child well-being, or kindergarten entry is possible. ACF-118 Data Submission Center.
- Quality Improvements - Outreach to Families with Limited English Proficiency
 - U.S. Department of Health and Human Services, Administration for Children and Families, Office of Child Care. (2019). Report 2.1.1-1 and 2.1.1-2: Outreach to Families with Limited English Proficiency - Strategies the Lead Agency or partners utilize to provide outreach and services to eligible families for whom English is not their first language. ACF-118 Data Submission Center.
 - U.S. Department of Health and Human Services, Administration for Children and Families, Office of Child Care. (2019). Report 2.1.2-1 and 2.1.2-2: Outreach to Families with Limited English Proficiency - Strategies the Lead Agency or partners utilize to provide outreach and services to eligible families with a person(s) with a disability. ACF-118 Data Submission Center.
- Quality Improvements - Consumer Education Website
 - U.S. Department of Health and Human Services, Administration for Children and Families, Office of Child Care. (2019). Report 2.3.1, 2.3.1, and 2.3.3: Consumer Education Website. ACF-118 Data Submission Center.

State Capacity Building Center, A Service of the Office of Child Care

9300 Lee Highway, Fairfax VA, 22031 | Phone: 877-296-2401 | Email: CapacityBuildingCenter@ecetta.info