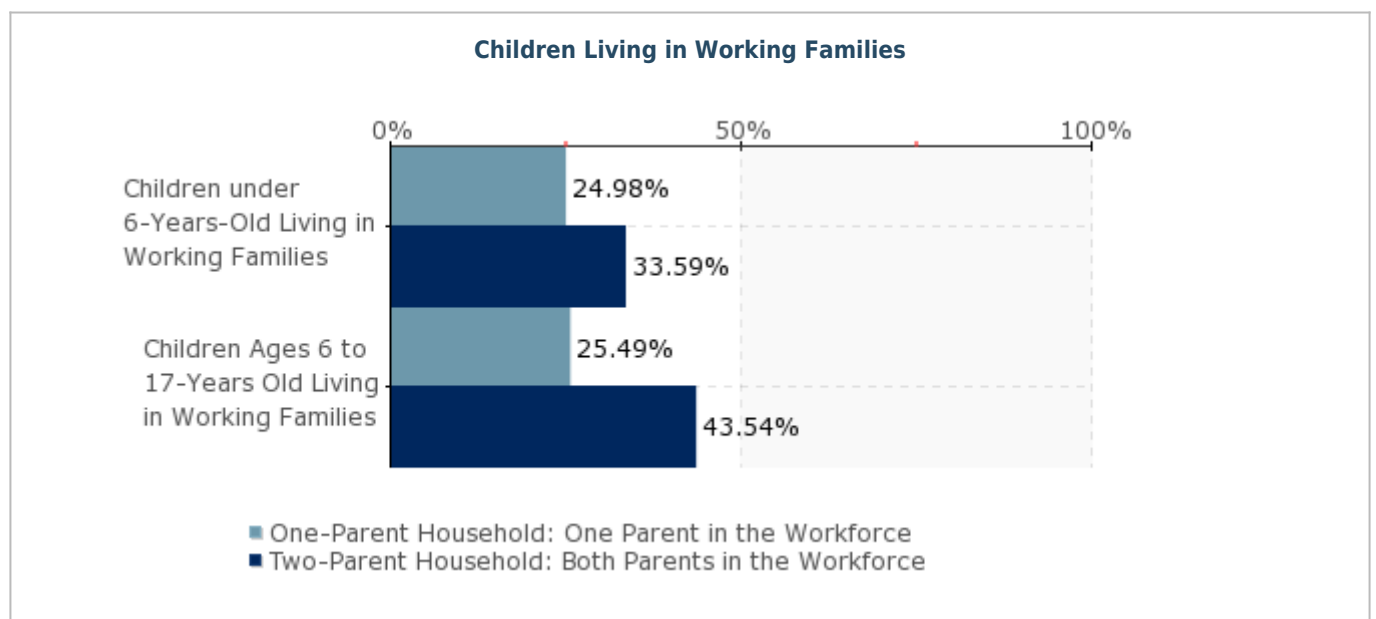
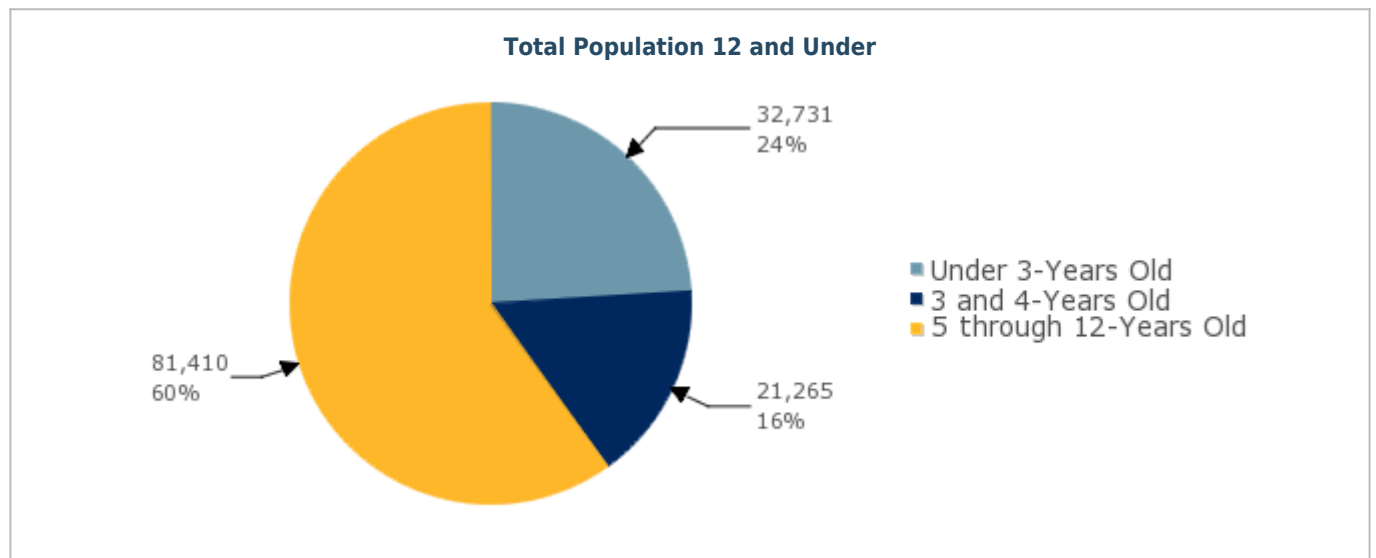




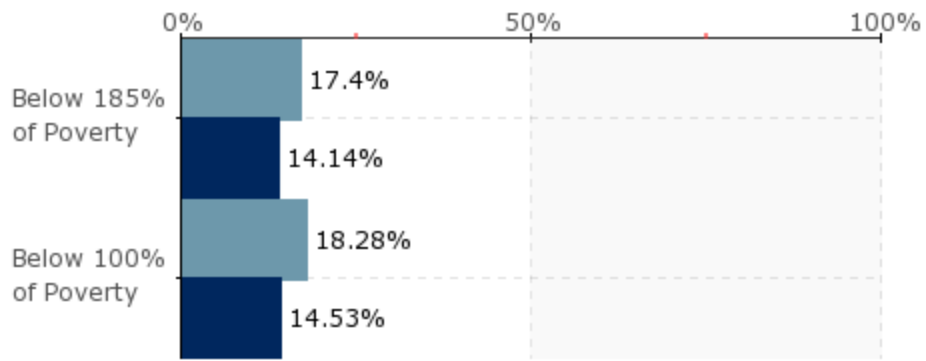
STATE/TERRITORY PROFILE - ALASKA

This profile highlights a current innovative effort to promote a subsidy system that is child-focused, family friendly, and fair to providers. It also provides demographic information, Early Care and Education (ECE) program participation and funding, subsidy innovation and program integrity information, program quality improvement activities, and professional development and workforce initiatives. Sources and links are provided at the end of the document

DEMOGRAPHICS



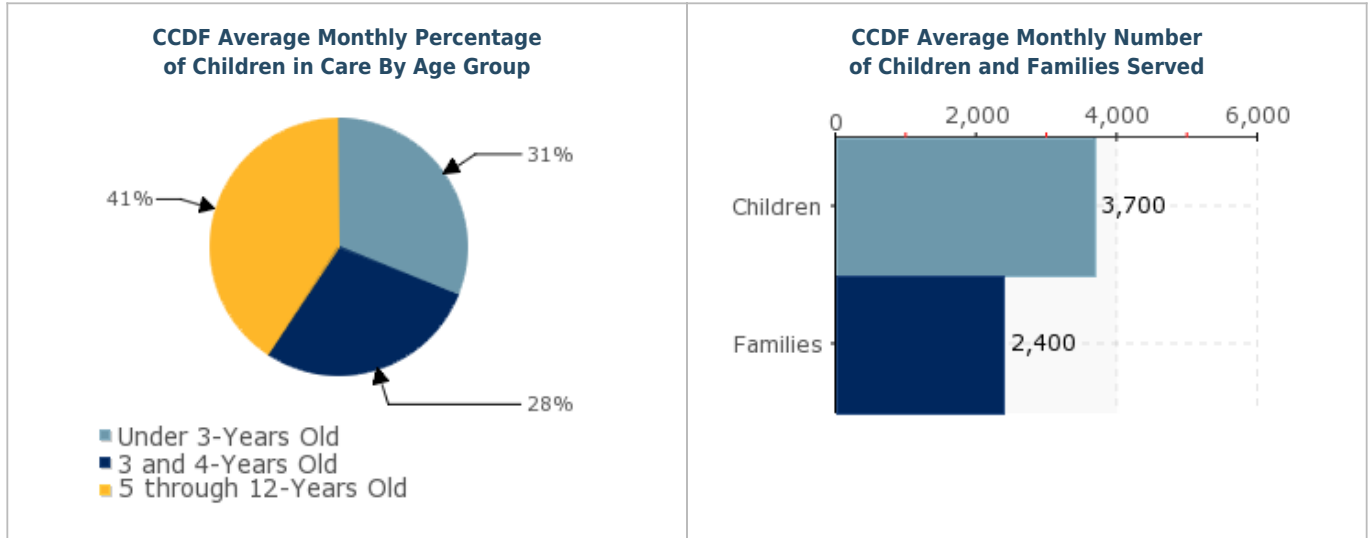
Poverty Statistics



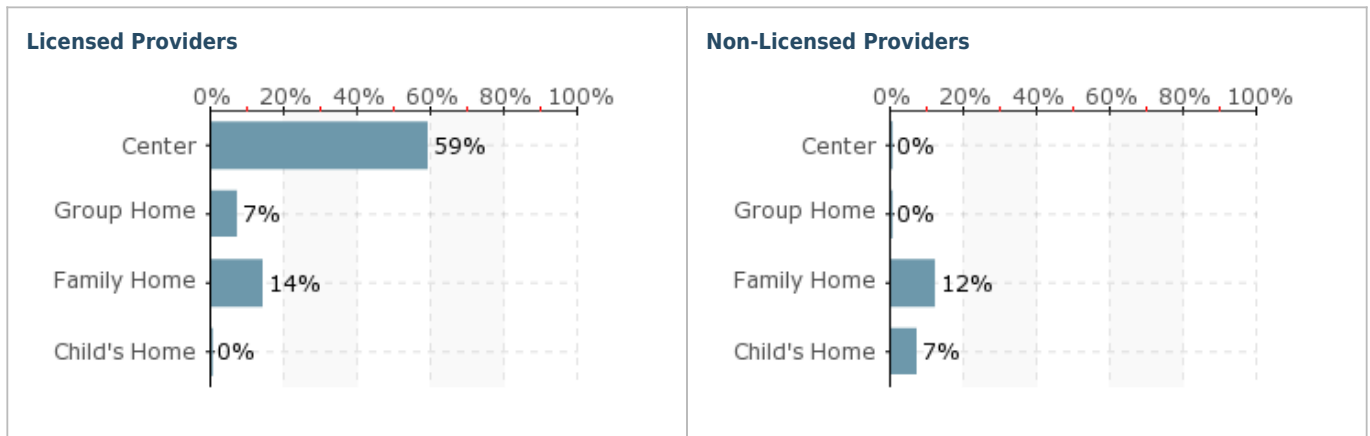
	Below 100% of Poverty	Below 185% of Poverty
■ Under 6-Years Old	18.28%	17.4%
■ 6 to 17-Years Old	14.53%	14.14%

ECE PROGRAM PARTICIPATION AND FUNDING

Percentage and Number of Children/Families Served



Average Monthly Percentages of Children Served in All Types of Care



Note: Unregulated provider data includes relative and non-relative care.

Child Care and Development Fund (CCDF)

• Total CCDF Expenditure (Including Quality):	\$30,766,331
• CCDF Federal Expenditure:	\$21,430,370
• CCDF State/Territory Expenditure:	\$9,335,961

CCDF Quality Expenditures

• Total Quality Expenditure:	\$8,272,146
• Quality Activities (Set Aside Funds):	\$7,558,041

CCDF Quality Expenditures

• Infant and Toddler (Targeted Funds):	\$245,731
• Quality Expansion Funds (Targeted Funds):	\$422,123
• School-Age/Resource and Referral (Targeted Funds):	\$46,251

Temporary Assistance for Needy Families (TANF) for Child Care

• TANF - Total Child Care Expenditure:	\$21,270,971
◦ TANF - Direct Expenditure on Child Care:	\$13,770,971
◦ TANF - Transfer to CCDF:	\$7,500,000

Child and Adult Care Food Program (CACFP)

• CACFP Funding:	\$7,653,971
• Number of Family Child Care Homes Participating:	306
• Number of Child Care Centers (includes Head Start Programs) Participating:	216

Head Start

• Head Start Federal Allocation:	\$27,935,036
• Head Start State/Territory Allocation:	\$7,300,000
• Number of Children Participating:	2,437

IDEA Part B, Section 619

• IDEA Part B Funding:	\$1,173,323
• Number of Children Served (Ages 3- through 5-Years-Old):	2,034

IDEA Part C

• IDEA Part C Funding:	\$2,148,938
• Number of Children Served (Ages Birth through 2-Years-Old):	737

Pre-kindergarten

• Pre-kindergarten Total Expenditure:	\$1,786,000
• Enrollment (4-year-olds and under):	291

Note: Total Expenditure includes all State/Territory, Local, and Federal dollars. In addition to 3 and 4-year-olds, some Pre-kindergarten programs enroll children of other ages.

CCDF SUBSIDY PROGRAM ADMINISTRATION

Income Eligibility Limit as a Percent of State Median Income (SMI)

Family Size	100% of SMI (Monthly)	85% of SMI (Monthly)	Lower Than 85% of SMI, If Used to Limit Eligibility	
			Amount (Monthly)	Percent of SMI
Three	\$6,032.00	\$5,127.00	\$4,524	75%
SMI Year and Source:				

Waiting Lists

- The Lead Agency currently does not have a waiting list and all eligible families who apply will be served under State/Territory eligibility rules.

Re-determination Period

- The re-determination period is 6 months.

Coordinates or Aligns Re-determination Periods With Which Programs

- No

Prioritize Services for Eligible Children and Families

- Children with special needs receive priority over other CCDF-eligible families. Providers receive higher rates for caring for children with special needs requiring additional care.
- Children in families with very low incomes receive priority over other CCDF-eligibility families. Children in families with very low incomes receive different eligibility thresholds and waived co-payments if income is at or below the Federal Poverty Level.

Use of Grants and Contracts

No grant or contracts used

Payment Rates for Licensed Child Care Services -

Age	Center	Family Child Care
Infant	850.00/month	700.00/month
Toddler	800.00/month	650.00/month
Preschool	650.00/month	545.00/month
School Age	625.00/month	501.00/month

Effective date of payment rates:**Market Rate Survey (MRS) Date:** June 1, 2013**Payment rate ceiling in relations to the most current MRS for all rate areas and age categories:** Center 5th-75th percentile; FCC: 22nd-75th percentile**Differential Rates**

Differential rates are used for the following types of care:

- children with special needs

Sliding Fee Scale and Family Contribution

Minimum Family Contribution	Maximum Family Contribution for First Child	Maximum Family Contribution for Multiple Children	Sliding Fee Scale Effective Date
\$20.00/month	\$452.00/month	\$452.00/month	

Family Contribution Waiver

SOME families ARE NOT required to pay a fee.

HEALTH AND SAFETY

Number of Licensed Programs and Licensed Capacity

	Number of Licensed Programs	Licensed Capacity
Child Care Centers	221	14498
Family Child Care Homes	260	1913
Group Family Child Care Homes	76	896

Definition of Licensed Group and Family Child Care Homes

Group Child Care Homes: Number of children allowed*	9-12
Family Child Care Homes: Number of children allowed	5-8
*Lower number is the threshold for licensing. Home-based providers caring for fewer children would be exempt from licensing.	

Child-Staff Ratios and Group Size by Age of Children for Child Care Centers

Age of Children	Child-Staff Ratio	Group Size
Infant (11 months)	5:1	10
Toddler (35 months)	6:1	12
Preschool (59 months)	10:1	20
School-age (6 years)	14:1	28
School-age (10 years and older)	18:1	36

Criminal Background Checks Required by Type of Program

Type	Child Care Centers	Group Child Care Homes	Family Child Care Homes
Criminal History Records	Yes	Yes	Yes
Child Abuse and Neglect Registry	Yes	Yes	Yes
Fingerprints	Yes	Yes	Yes
Sex Offender Registry	Yes	Yes	Yes

Criminal Background Checks Required by Type of Program

Type	Child Care Centers	Group Child Care Homes	Family Child Care Homes
Signed Statement About Criminal Status	Yes	Yes	Yes

Minimum Preservice Qualifications and Ongoing Training Requirements

Role	Minimum Preservice Qualifications	Ongoing Training Hours
Center Teacher	None	20
Center Director	Child Development Associate credential	45 every 2 years
Family Child Care Home Provider	None	12
Group Child Care Home Provider	None	20

Types of Routine Visits Conducted

	Announced	Unannounced	Frequency of Routine Visits
Child Care Centers	Yes	Yes	Twice a year
Family Child Care Home Provider	Yes	Yes	Twice a year
Group Child Care Home Provider	Yes	Yes	Twice a year

QUALITY IMPROVEMENT

Supports to Programs to Improve Quality

• TA is available for attaining and maintaining licensing compliance	Yes
• TA is available for attaining and maintaining quality standards beyond licensing	No
• TA is available for attaining and maintaining accreditation	Yes
• TA is linked to entering the QRIS or targeted to help programs move in QRIS	No

Financial Incentives and Supports for Programs

• Grants to meet or maintain licensing	Yes
• Grants to meet QRIS or similar quality levels	No
• One-time awards or bonuses on completion of quality standard attainment	No
• Tiered reimbursement tied to quality for children receiving subsidy	No
• On-going, periodic grants or stipends tied to improving/maintaining quality	Yes
• Tax credits tied to meeting program quality standards	No

Quality Assurance and Monitoring

• Environment Rating Scale (e.g., ECERS, ITERS, SACERS, FDCRS)	Yes
• Classroom Assessment Scoring System (CLASS)	Yes
• Program Assessment Scales (PAS) for child care centers or Business Administration Scale (BAS) for family child care homes	Yes
• State/Territory uses customized instrument, including submission of written documentation, developed for the quality improvement system	No

Outreach and Consumer Education

• State/Territory uses symbols or simple icons to communicate levels of quality for child care programs	No
• State/Territory uses this information for resource and referral and consumer education services with parents who are seeking care	No

Outreach and Consumer Education

• State/Territory uses this information to educate parents who are enrolling in the subsidy system	No
• State/Territory uses this information in a searchable database on the web	No
• State/Territory promotes voluntarily posting symbols or icons visibly in programs	No
• State/Territory mandates posting symbols or icons visibly in programs	No
• State/Territory uses this information in marketing and public awareness campaigns	No
• State/Territory uses the media to reach public to parents and the communicate about levels of quality for child care programs	No

Quality Rating and Improvement System (QRIS)

• State/Territory has a QRIS or similar quality improvement system that includes linked activities in all five elements	
<input checked="" type="checkbox"/> Operating state/territory-wide	No
<input checked="" type="checkbox"/> Operating as a pilot or in a few localities	No
• State/Territory is in the development phase of a QRIS or similar quality improvement system	No
• State/Territory has no plans for the development of a QRIS or similar quality improvement system	No
• Types of providers eligible to participate in QRIS: None	

EARLY LEARNING STANDARDS

ELGs Developed by Age Group

- Birth to 3 years
- 3 to 5 years

Alignment of Early Learning Guidelines with Other Early Care and Education Systems

- The State/Territory aligns its early learning guidelines with other parts of the child care system:
 - Cross-walked to align with Head Start Child Development and Early Learning Framework
 - Cross-walked to align with K-12 content standards
 - Cross-walked to align with State/Territory Pre-kindergarten standards

PROFESSIONAL DEVELOPMENT SYSTEMS AND WORKFORCE INITIATIVES

Career Pathways

• State/Territory has a career pathway or career lattice	Not available
--	---------------

Professional Development Capacity

• State/Territory has a training approval system	Not available
• State/Territory has a trainer approval system	Not available
• State/Territory has articulation agreements	No

Access to Professional Development

• State/Territory has an online clearinghouse of training opportunities	Not available
• State/Territory has career advising	Not available
• State/Territory provides the following supports to access professional development opportunities: <ul style="list-style-type: none"> ◦ Reimbursement for training and education expenses ◦ Grants ◦ Loans ◦ Loan forgiveness programs 	
• State/Territory has technical assistance (such as mentoring and/or coaching) to help practitioners improve their skills	No

Compensation, Benefits, and Workforce Conditions

• State/Territory has a salary or wage scale for various professional roles	Not available
• State/Territory provides financial rewards for participation in professional development (e.g., a one-time salary bonus for completing training)	Not available
• State/Territory provides sustained financial support on a periodic, predictable basis (e.g., annual wage supplement, based on the highest level of training and education achieved, etc.)	No
• State/Territory offers or facilitates benefits (e.g. health insurance coverage, retirement, etc.) to the workforce	Yes

Workforce Data System

• State/Territory has a workforce data system (e.g., a workforce registry)	Not available
--	---------------

COORDINATION

Coordination and Partnership Efforts to Support the Implementation of CCDF

• Formal early childhood and/or school-age coordination plans	Not available
• Designated entity responsible for coordination- state/territory-wide early childhood and/or school-age cabinet/advisory council/task force/ commission	Not available
• Designated entity responsible for coordination- state advisory council	Not available
• Designated entity responsible for coordination- local coordination/council	Yes

FOOTNOTES

Source Footnotes:

- Demographics - Total Population 12 and Under
 - U.S. Census Bureau. (n.d.). In American Community Survey, 2012. QT-P2 Single Years of Age and Sex. Retrieved from American FactFinder:
http://factfinder2.census.gov/faces/tableservices/jsf/pages/productview.xhtml?pid=DEC_10_SF1_QTP2&prodType=table
- Demographics - Poverty Statistics
 - U.S. Census Bureau. (n.d.). In American Community Survey, 2013. B17024: Age By Ratio Of Income To Poverty Level In The Past 12 Months - Universe: Population for whom poverty status is determined.
http://factfinder.census.gov/faces/tableservices/jsf/pages/productview.xhtml?pid=ACS_13_1YR_B17024&prodType=table
- Demographics - Children Living in Working Families
 - U.S. Census Bureau. (n.d.). In American Community Survey, 2013. C23008 Age of own Children under 18 Years in Families and Subfamilies by Living Arrangements by Employment Status of Parents: Universe: Own children under 18 years in families and subfamilies.
http://factfinder.census.gov/faces/tableservices/jsf/pages/productview.xhtml?pid=ACS_13_1YR_C23008&prodType=table
- ECE Program Participation - CCDF Average Monthly Percentage of Children In Care
 - U.S. Department of Health and Human Services, Office of Child Care. (2014). FFY 2013 CCDF data tables [Preliminary estimates]. Table 9 Average Monthly Percentages of Children In Care By Age Group
<http://www.acf.hhs.gov/programs/occ/resource/fy-2013-ccdf-data-tables-preliminary-table-9>
- ECE Program Participation - CCDF Average Monthly Number of Children and Families Served
 - U.S. Department of Health and Human Services, Office of Child Care. (2014). FFY 2013 CCDF data tables [Preliminary estimates]. Table 1 Average Monthly Adjusted Number of Families and Children Served.
<http://www.acf.hhs.gov/programs/occ/resource/fy-2013-ccdf-data-tables-preliminary-table-1>
- ECE Program Participation - CCDF Average Monthly Percentages of Children Served in All Types of Care
 - U.S. Department of Health and Human Services, Office of Child Care. (2014). FFY 2013 CCDF data tables [Preliminary estimates]. Table 6 Average Monthly Percentages of Children Served in All Types of Care.

- ECE Program Participation - Child and Adult Care Food Program (CACFP) Participation
 - Food Research and Action Center. (February 2015). Profile of Hunger, Poverty, and Federal Nutrition Programs. <http://frac.org/reports-and-resources/national-and-state-program-data-2/>
- ECE Program Participation - Head Start Participation
 - National Institute for Early Education Research. (2013). The 2013 state of preschool yearbook. <http://nieer.org/yearbook/>
- ECE Program Participation - Pre-kindergarten Participation
 - National Institute for Early Education Research. (2014). The 2014 state of preschool yearbook. <http://nieer.org/yearbook/>
- ECE Program Participation - IDEA Part C Participation
 - IDEA Data Accountability Center. (2014). Table C1-1: Number of infants and toddlers ages birth through 2 and 3 and older, and percentage of population, receiving early intervention services under IDEA, Part C, by age and state: Fall 2012
- ECE Program Participation - IDEA Part B, Section 619 Participation
 - IDEA Data Accountability Center. (2014). Table B1-1: Number of infants and toddlers ages birth through 2 and 3 and older, and percentage of population, receiving early intervention services under IDEA, Part B, by age and state: Fall 2012
- ECE Funding - Child Care and Development Fund (CCDF)
 - U.S. Department of Health and Human Services, Administration for Children and Families, Office of Child Care. (2014). FY 2014 CCDF Allocations (Including Reallotted Funds). <http://www.acf.hhs.gov/programs/occ/resource/fy-2014-ccdf-allocations-including-reallotted-funds>
 - U.S. Department of Health and Human Services, Office of Child Care. (2014). Program Data and Statistics- Child Care and Development Fund Expenditure Data: 2012 CCDF Expenditure Data. Table 4a: All expenditures by State- Categorical Summary. <http://www.acf.hhs.gov/programs/occ/resource/fy-2012-ccdf-table-4a>
 - U.S. Department of Health and Human Services, Administration for Children and Families, Office of Child Care. (2014). Fiscal Year FY 2012 CCDF Table 3a - All Expenditures by State - Detailed Summary: State and Federal Expenditures Including MOE. <http://www.acf.hhs.gov/programs/occ/resource/fy-2012-ccdf-table-3a>
- ECE Funding - Temporary Assistance for Needy Families (TANF)
 - U.S. Department of Health and Human Services, Administration for Children and Families, Office of Family Assistance. (2014). Fiscal Year 2012 TANF Financial Data. <http://www.acf.hhs.gov/programs/ofa/resource/tanf-financial-data-fy-2013>
- ECE Funding - Child and Adult Care Food Program (CACFP) Funding
 - Food Research and Action Center. (September 2013). Profile of Hunger, Poverty, and Federal Nutrition Programs. http://frac.org/wp-content/uploads/2010/07/states_plus_national_9-2013.pdf
- ECE Funding - Head Start Funding
 - National Institute for Early Education Research. (2014). The 2014 state of preschool yearbook. <http://nieer.org/yearbook/>
- ECE Funding - Pre-kindergarten Funding
 - National Institute for Early Education Research. (2014). The 2014 state of preschool yearbook. <http://nieer.org/yearbook/>
- ECE Funding - IDEA Part C Funding
 - U.S. Department of Education, Office of Special Education Programs. (2014). 2014 Parts B and C Formula Grant Award Application Packages. <http://www2.ed.gov/fund/grant/apply/osep/2014apps.html>

- ECE Funding - IDEA Part B Section 619 Funding
 - U.S. Department of Education, Office of Special Education Programs. (2014). 2014 Parts B and C Formula Grant Award Application Packages. <http://www2.ed.gov/fund/grant/apply/osep/2014apps.html>
- CCDF Subsidy Innovation and Program Integrity - Certificates, Grants and Contracts for Child Care Services
 - Information collected by the Child Care State Systems Specialist Network from FY2014-2015 State Plan, initial submission effective date October, 1, 2013.
- CCDF Subsidy Innovation and Program Integrity - Additional Eligibility Policies
 - Information collected by the Child Care State Systems Specialist Network from FY2014-2015 State Plan, initial submission effective date October, 1, 2013.
- CCDF Subsidy Innovation and Program Integrity - Prioritizing Services for Eligible Children and Families
 - Information collected by the Child Care State Systems Specialist Network from FY2014-2015 State Plan, initial submission effective date October, 1, 2013.
- CCDF Subsidy Innovation and Program Integrity - Sliding Fee Scale and Family Contribution
 - Information collected by the Child Care State Systems Specialist Network from FY2014-2015 State Plan, initial submission effective date October, 1, 2013.
- CCDF Subsidy Innovation and Program Integrity - Payment Rates for Child Care Services
 - Information collected by the Child Care State Systems Specialist Network from FY2014-2015 State Plan, initial submission effective date October, 1, 2013.
- Health and Safety - Licensing
 - National Center for Child Care Quality Improvement analysis of the 2014 National Association for Regulatory Administration Licensing Programs and Policies Survey (Unpublished).
 - Analysis of 2014 State child care licensing regulations by the National Center on Child Care Quality Improvement (Unpublished).
- Quality Improvements - Program Standards
 - Information collected by the Child Care State Systems Specialist Network from FY2014-2015 State Plan, initial submission effective date October, 1, 2013.
- Quality Improvements - Supports to Programs to Improve Quality
 - Information collected by the Child Care State Systems Specialist Network from FY2014-2015 State Plan, initial submission effective date October, 1, 2013.
- Quality Improvements - Quality Assurance and Monitoring
 - Information collected by the Child Care State Systems Specialist Network from FY2014-2015 State Plan, initial submission effective date October, 1, 2013.
- Quality Improvements - Quality Rating and Improvement System (QRIS)
 - Information collected by the Child Care State Systems Specialist Network from FY2014-2015 State Plan, initial submission effective date October, 1, 2013.
- Early Learning Standards - Establishing Voluntary Early Learning Guidelines (ELGs)
 - Information collected by the Child Care State Systems Specialist Network from FY2014-2015 State Plan, initial submission effective date October, 1, 2013.
- PD Workforce - Career Pathways
 - Information collected by the Child Care State Systems Specialist Network from FY2014-2015 State Plan, initial submission effective date October, 1, 2013.
- PD Workforce - Professional Development Capacity

- Information collected by the Child Care State Systems Specialist Network from FY2014-2015 State Plan, initial submission effective date October, 1, 2013.
Council for Professional Recognition. (n.d.). National Directory of Early Childhood Educator Preparation Institutions. <http://www.cdacouncil.org/resource-center/national-training-directory>
- PD Workforce - Access to Professional Development
 - Information collected by the Child Care State Systems Specialist Network from FY2014-2015 State Plan, initial submission effective date October, 1, 2013.
- PD Workforce - Compensation, Benefits, and Workforce Conditions
 - Information collected by the Child Care State Systems Specialist Network from FY2014-2015 State Plan, initial submission effective date October, 1, 2013.
- PD Workforce - Data and Performance Measures
 - Information collected by the Child Care State Systems Specialist Network from FY2014-2015 State Plan, initial submission effective date October, 1, 2013.
- ECE Coordination - Coordination
 - Information collected by the Child Care State Systems Specialist Network from FY2014-2015 State Plan, initial submission effective date October, 1, 2013.

State Capacity Building Center, A Service of the Office of Child Care

9300 Lee Highway, Fairfax VA, 22031 | Phone: 877-296-2401 | Email: CapacityBuildingCenter@ecetta.info